



CHABOT- LAS POSITAS COMMUNITY COLLEGE DISTRICT

Facilities Planning & Management Department

March 19, 2009

Addendum No. 2 INVITATION FOR BID NO.: 09-12 Modernization of Building 2200, First Floor Remodel - Chabot College

All Prospective Bidders:

This addendum is issued to clarify, add, delete, correct and/or change the contract documents to the extent indicated and is hereby made a part of the above noted contract documents on which the contract will be based. Any modifications/changes made by this addendum affect only the portions or paragraphs specifically identified herein; all remaining portions of the proposal to remain in force. It is the responsibility of all bidders to conform to this addendum. Acknowledge receipt of this addendum in the space provided on the bid form. Failure to do so may subject Bidder to Disqualification.

The original Bid Documents are modified by the revision noted in document enclosed.

If you have any questions regarding this Addendum No.2, please contact the Office of the Facilities Planning & Management in **writing, via facsimile or email**. All other terms and conditions of BID No. 09-12 is to remain the same.

Regards,

Victoria L. Lamica
Contract Manager
vlamica@clpccd.org

HMC ARCHITECTS
1570 The Alameda, Suite 330
San Jose, California 95126

March 20, 2009

Chabot College Modernization
of Building 2200
Chabot-Las Positas Community College District
HMC # 3342003, DSA #01-110263

ADDENDUM NO. 2

The following changes, additions, deletions or corrections shall become a part of the Contract Documents for the project named above and all other conditions shall remain the same. The bidders shall be responsible for transmitting this information to all affected subcontractors and suppliers prior to the closing of bids.

BIDDING REQUIREMENTS

Item No. AD-2.0: Reference Bid Proposal

- A. The Bid Proposal has been revised and is hereby re-issued in its entirety.

SPECIFICATIONS

Item No. AD-2.1: Reference Section 11 74 00, Dental Equipment

- A. Revise Subparagraph 3.05.A to read as follows:
- "A. A-dec 5580.34: 12 o'clock treatment column (at dental chair head)."
- B. Add the following subparagraph:
- "3.05.A.1 Medical gases connection."
- C. Revise Subparagraph 3.05.B to read as follows:
- "B. A-dec 5531.30: Accessory Console # 1 (as indicated in A4.1, Equipment Plan and Schedule). Options included:
- D. Add the following subparagraph:
- "3.05.B.7 Trash module."
- E. Add the following subparagraph:
- "3.05.B.8 Backsplash on two sides at wall corner location, including low height walls."
- F. Revise Subparagraph 3.05.C to read as follows:

- "C. A-dec 5531 custom accessible with eye wash: Accessory Console # 2 (as indicated in A4.1, Equipment Plan and Schedule). Options included:"
- G. Revise Subparagraph 3.05.C.4 to read as follows:
- "4. Sink/Fixture package-Stainless/chrome with eyewash."
- H. Add the following subparagraph:
- "3.05.C.7 Trash module."
- I. Add the following subparagraph:
- "3.05.C.8 44" wide."
- J. Add the following subparagraph:
- "3.05.C.9 ADA Sink clearances per detail 11/A10.8."
- K. Add the following subparagraph:
- "3.05.C.10 Backsplash on two sides."
- L. Revise Subparagraph 3.05.D to read as follows:
- "D. A-dec 5531 custom with eye wash: Accessory Console # 4 (as indicated in A4.1, Equipment Plan and Schedule). Options included:"
- M. Add the following subparagraph:
- "3.05.C.7 Trash module."
- N. Add the following subparagraph:
- "3.05.D.8 44" wide."
- O. Add the following subparagraph:
- "3.05.H A-dec 5531 custom accessible: Accessory Console # 3 (as indicated in A4.1, Equipment Plan and Schedule). Options included:
1. Module depth 16-7/8".
 2. Door Storage Module.
 3. Sink and round end module.
 4. Sink/Fixture package-Stainless/chrome.
 5. Sensor activated control for faucet (30" wide x 27" high).

6. New Free Form equipment Option item.
7. Trash module.
8. 44" wide.
9. ADA Sink clearances per detail 11/A10.8.
10. Backsplash on two sides."

DRAWINGS

Item No. AD-2.2 Reference Revised Drawings

- A. The following revised drawings are hereby issued:

AD2-E1 through AD2-E3

Item No. AD-2.3 Reference Drawing A9.1, Door and Window Schedule, Finish Schedule

- A. Revise ceiling finish material for Hallway 2 to be AT-2, suspended acoustical tile with Mylar finish.
- B. The following revised drawing is hereby issued: AD2-A1 Revisions to door schedule include change wood door finish to be white maple as indicated in specification section 08 14 16 and to change material, type and finish of door 2224A to aluminum storefront, clear anodized as indicated in specification section 08 41 13.

Item No. AD-2.4 Reference Drawing A9.3, Finish Plan

- A. Revise Janitor room 33 floor finish to receive linoleum tile as indicated in A9.1, Finish Plan

GENERAL BIDDERS CLARIFICATIONS

See enclosed:
RFI 05 through RFI 07
RFI 13 and RFI 15
RFI 17 through RFI 18
RFI 21

BID PROPOSAL

TO: **CHABOT-LAS POSITAS COMMUNITY COLLEGE DISTRICT**, a California Community College District, acting by and through its Board of Trustees (“the District”).

FROM:

_____ (Name of Bidder)

_____ (Address)

_____ (City, State, Zip Code)

_____ (Telephone/Fax)

_____ (E-Mail Address of Bidder’s Representative(s))

_____ (Name(s) of Bidder’s Authorized Representative(s))

1. Bid Proposal

1.	Based Bid Amount	\$
2.	Owner’s Unspecified Allowance	\$ 200,000
3.	Total (sum of Lines 1 thru 2)	\$

A. Additive/Deductive Unit Price.

Bidder shall include 5,000 square feet of “floor filler material removal” as part of the base bid amount. Bidder shall list a unit price for the removal of floor filler, which is additional/less than 5,000 square feet as required in bid documents. The price for removal of this material shall be calculated at the completion of all hazardous material abatement removal activities. All quantities of floor filler removed must be confirmed in writing by HMS, Inc. and shall be counted towards the total amount removed:

Unit Price: _____ Dollars/per sq. ft. (\$ _____/sq.ft.)

B. Additive/Deductive Unit Price.

Bidder shall include 500 square feet of “heat shields material removal” that may exist within inaccessible heater/wall cavities as part of the base bid amount. Bidder shall list a unit price for the removal of heat shields, which are additional/less than 500 square feet. The price for removal of this material shall be calculated at the completion of all hazardous material abatement removal activities. All quantities of heat shields removed must be confirmed in writing by HMS, Inc. and shall be counted towards the total amount removed:

Unit Price: _____ Dollars/per sq. ft. (\$ _____/sq.ft.)

- 1.1 Bid Proposal Amount.** The undersigned Bidder proposes and agrees to perform the Contract including, without limitation, providing and furnishing any and all of the labor, materials, tools, equipment and services necessary to complete in a workmanlike manner all of the Work and other obligations required by the Contract Documents for the sum of _____ Dollars (\$ _____) (Line 3 of Table above). The Bidder confirms that it has checked all of the above figures and understands that neither the District nor any of its agents, employees or representatives shall be responsible for any errors or omissions on the part of the undersigned Bidder in preparing and submitting this Bid Proposal. The Bidder confirms that the bid proposal includes the Owner's Non-Specified Allowance in the amount of Two Hundred Thousand Dollars and No Cents (\$200,000.00).
- 1.2 Owner's Unspecified Allowance.** Bidder shall include in Bid Proposal the stipulated sum of Two Hundred Thousand Dollars (\$200,000.00) for unspecified work to be performed ONLY at the determination and direction of the District. Work performed at the determination and direction of the District under this Allowance shall be documented by Contractor and submitted to Construction Manager per the requirements specified in Article 9 of the General Conditions. Contractor shall include a separate line item in Contractor's Schedule of Values as "Allowance" with the value of Two Hundred Thousand Dollars (\$200,000.00). At closeout of Contract, any funds remaining in the Allowance shall be credited to Owner through a Change Order.
- 1.3 Acknowledgment of Bid Addenda.** The Bidder confirms that this Bid Proposal incorporates and is inclusive of, all items or other matters contained in Bid Addenda issued by or on behalf of the District.

_____ **Addenda Nos.** _____ received, acknowledged
(initial) and incorporated into this Bid Proposal.

- 2. Documents Accompanying Bid.** The Bidder has submitted with this Bid Proposal the following: (a) Bid Security; (b) Subcontractors List; (c) Statement of Qualifications; (d) Certification of Pre-Bid Site Visit; and (e) Non-Collusion Affidavit. The Bidder acknowledges that if this Bid Proposal and the foregoing documents are not fully in compliance with applicable requirements set forth in the Call for Bids, the Instructions for Bidders and in each of the foregoing documents, the Bid Proposal may be rejected as non-responsive.
- 3. Award of Contract.** If the Bidder submitting this Bid Proposal is awarded the Contract, the undersigned will execute and deliver to the District the Contract in the form attached hereto within ten (10) days after notification of award of the Contract. Concurrently with delivery of the executed Agreement to the District, the Bidder awarded the Contract shall deliver to the District: (a) Certificates of Insurance evidencing all insurance coverages required under the Contract Documents; (b) the Performance Bond; (c) the Labor and Material Payment Bond; (d) the Certificate of Workers' Compensation Insurance; and (e) the Drug-Free Workplace Certificate. Failure of the Bidder awarded the Contract to strictly comply with the preceding may result in the District's rescission of the award of the Contract and/or forfeiture of the Bidder's Bid Security. In such event, the District may, in its sole and exclusive discretion elect to award the Contract to the responsible Bidder submitting the next lowest Bid Proposal, or to reject all Bid Proposals.
- 4. Contractor's License.** The undersigned Bidder is currently and duly licensed in accordance with the California Contractors License Law, California Business & Professions Code §§7000 et seq., under the following classification(s) _____ bearing License Number(s) _____, with expiration date(s) of _____. The Bidder certifies that: (a) it is duly licensed, in the necessary class(es),

for performing the Work of the Contract Documents; (b) that such license shall be in full force and effect throughout the duration of the performance of the Work under the Contract Documents; and (c) that all Subcontractors providing or performing any portion of the Work shall be so properly licensed to perform or provide such portion of the Work.

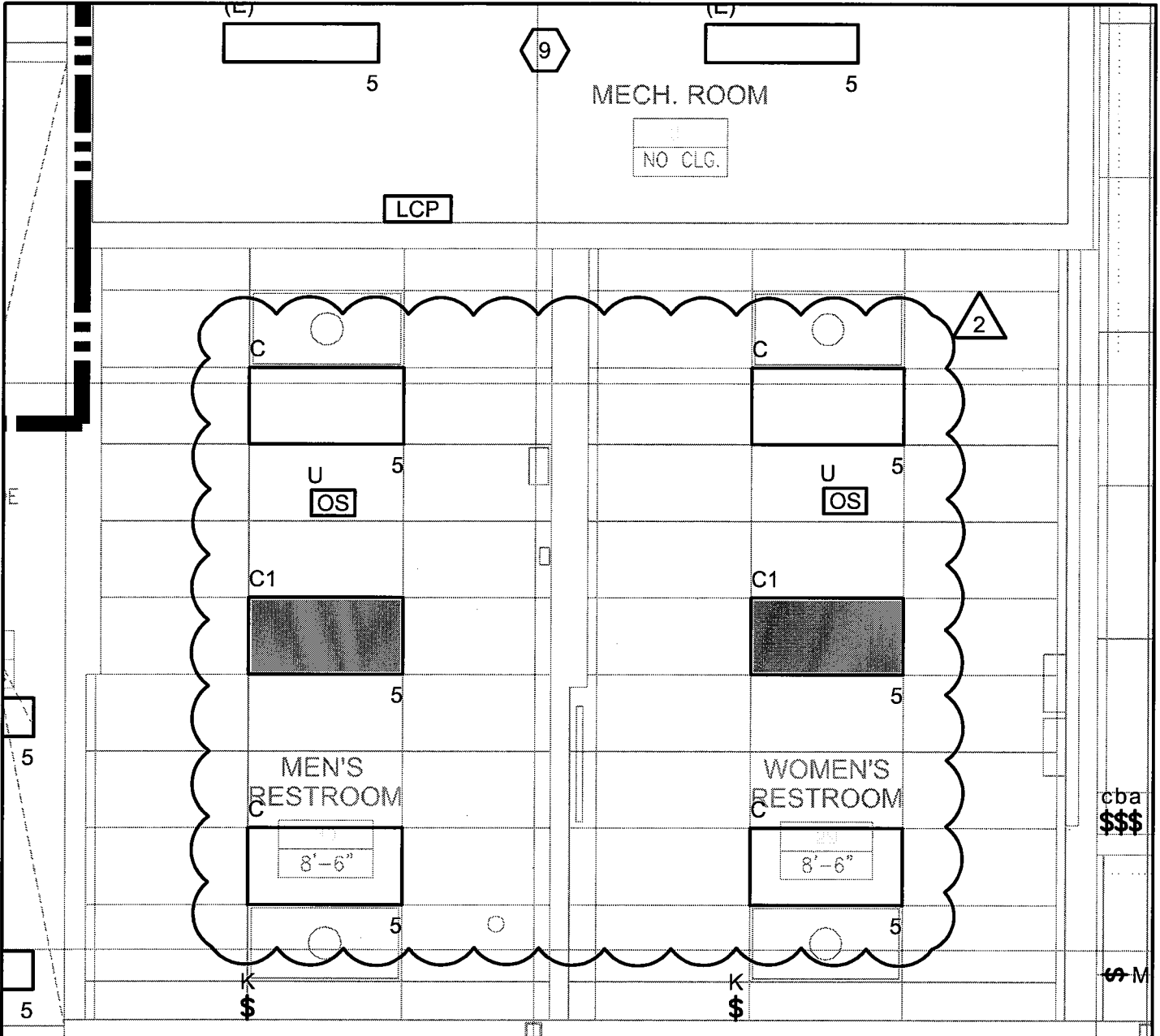
- 5. Acknowledgment and Confirmation.** The undersigned Bidder acknowledges its receipt, review and understanding of the Drawings, the Specifications and other Contract Documents pertaining to the proposed Work. The undersigned Bidder certifies that the Contract Documents are, in its opinion, adequate, feasible and complete for providing, performing and constructing the Work in a sound and suitable manner for the use specified and intended by the Contract Documents. The undersigned Bidder certifies that it has, or has available, all necessary equipment, personnel, materials, facilities and technical and financial ability to complete the Work for the amount bid herein within the Contract Time and in accordance with the Contract Documents.

(Corporate Seal)

By: _____
(Signature)

(Typed or Printed Name)

Title: _____




1

LIGHTING FLOOR PLAN

1/4" = 1'-0"

DSA# 01-110263, FILE NO. 1-C



CHABOT COLLEGE
BLDG. 2200 -
FIRST FLOOR REMODEL
 25555 HESPERIAN BLVD., HAYWARD, CA 94545

CHABOT - LAS POSITAS COMMUNITY COLLEGE DISTRICT
 5020 Franklin Drive, Pleasanton, CA, 94588



1570 THE ALAMEDA, Suite 330
 SAN JOSE, CALIFORNIA 91764
 Telephone: (408) 977-9160 Fax: (408) 977-9170

ADDENDUM # 2

Scale	Project No. 3342003
Ref. sheet No.	Date 03/16/09
E3.0	Drawing No. AD2-E1

cba
 \$\$\$

SM

2

PANELBOARD "22RC"												
VOLTAGE: 208/120						MLO :MAIN C/B						
PHASE: 3						225A :BUSSING						
WIRE: 4						SURFACE :MOUNTING						
LOAD	A	B	C	BKR	ckt	abc	ckt	BKR	A	B	C	LOAD
FC-2201	1.7	X	X	30A-1P	1		2	20A-1P	1.7	X	X	CU-2201, CC-2201
FC-2202	X	1.2	X	20A-1P	3		4	20A-1P	X	1.7	X	
FC-2203	X	X	0.9	20A-1P	5		6	20A-1P	X	X	0.4	EF-2201
FC-2204	1.2	X	X	20A-1P	7		8	20A-1P	1.0	X	X	DT-1
FC-2205	X	0.9	X	20A-1P	9		10	20A-1P	X	1.0	X	DT-2
FC-2206	X	X	0.9	20A-1P	11		12	20A-1P	X	X	1.0	DT-3
FC-2207	1.2	X	X	20A-1P	13		14	20A-1P	1.0	X	X	DT-4
EF-2202	X	0.0	X	20A-1P	15		16	20A-1P	X	1.0	X	DT-5
CP'S	X	X	0.0	20A-1P	17		18	20A-1P	X	X	1.0	DT-6
REC - SERVICE ON ROOF	0.4	X	X	20A-1P	19		20	20A-1P	1.0	X	X	DT-7
SMOKE DAMPERS & DUCT DETECTOR	X	0.8	X	20A-1P	21		22	20A-1P	X	1.0	X	DT-8
DDC CONTROL PNL	X	X	1.0	20A-1P	23		24	20A-1P	X	X	1.0	DT-9
GAS MANIFOLD	0.4	X	X	20A-1P	25		26	20A-1P	1.0	X	X	DT-10
REFRIGERATOR	X	1.0	X	20A-1P	27		28	20A-1P	X	1.0	X	DT-11
SPARE	X	X	0.0	20A-1P	29		30	20A-1P	X	X	1.0	DT-12
SPARE	0.0	X	X	20A-1P	31		32	20A-1P	1.0	X	X	DT-13
SPARE	X	0.0	X	20A-1P	33		34	20A-1P	X	1.0	X	DT-14
SPARE	X	X	0.0	20A-1P	35		36	20A-1P	X	X	1.0	DT-15
SPARE	0.0	X	X	20A-1P	37		38	20A-1P	0.0	X	X	SPARE
SPARE	X	0.0	X	20A-1P	39		40	20A-1P	X	0.0	X	SPARE
SPARE	X	X	0.0	20A-1P	41		42	20A-1P	X	X	0.0	SPARE
	4.9	3.9	2.8						6.7	6.7	5.4	


KVA PHASE A: 11.6
 KVA PHASE B: 10.6
 KVA PHASE C: 8.2
 TOTAL CKTS 1-42 KVA: 30.4

2

PANELBOARD "22RC"												
VOLTAGE: 208/120						MLO :MAIN C/B						
PHASE: 3						225A :BUSSING						
WIRE: 4						SURFACE :MOUNTING						
LOAD	A	B	C	BKR	ckt	abc	ckt	BKR	A	B	C	LOAD
SPACE	0.0	X	X		43		44		0.0	X	X	SPACE
SPACE	X	0.0	X		45		46		X	0.0	X	SPACE
SPACE	X	X	0.0		47		48		X	X	0.0	SPACE
SPACE	0.0	X	X		49		50		0.0	X	X	SPACE
SPACE	X	0.0	X		51		52		X	0.0	X	SPACE
SPACE	X	X	0.0		53		54		X	X	0.0	SPACE
SPACE	0.0	X	X		55		56		0.0	X	X	SPACE
SPACE	X	0.0	X		57		58		X	0.0	X	SPACE
SPACE	X	X	0.0		59		60		X	X	0.0	SPACE
SPACE	0.0	X	X		61		62		0.0	X	X	SPACE
SPACE	X	0.0	X		63		64		X	0.0	X	SPACE
SPACE	X	X	0.0		65		66		X	X	0.0	SPACE
SPACE	0.0	X	X		67		68		0.0	X	X	SPACE
SPACE	X	0.0	X		69		70		X	0.0	X	SPACE
SPACE	X	X	0.0		71		72		X	X	0.0	SPACE
SPACE	0.0	X	X		73		74		0.0	X	X	SPACE
SPACE	X	0.0	X		75		76		X	0.0	X	SPACE
SPACE	X	X	0.0		77		78		X	X	0.0	SPACE
SPACE	0.0	X	X		79		80		0.0	X	X	SPACE
SPACE	X	0.0	X		81		82		X	0.0	X	SPACE
SPACE	X	X	0.0		83		84		X	X	0.0	SPACE
	0.0	0.0	0.0						0.0	0.0	0.0	

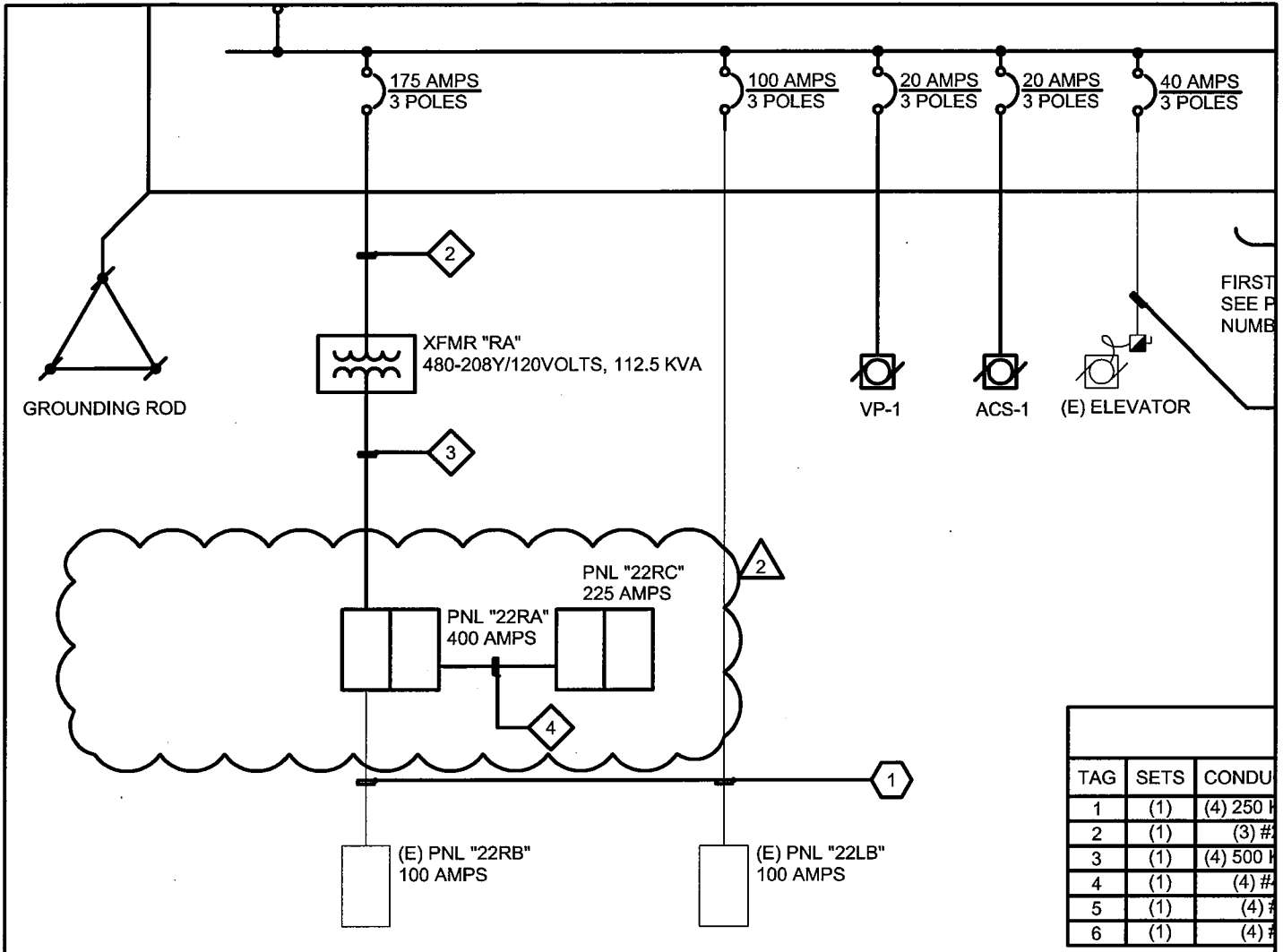
KVA PHASE A: 0.0
 KVA PHASE B: 0.0
 KVA PHASE C: 0.0
 TOTAL CKTS 43-84 KVA: 0.0

1.00 :DEMAND FACTOR
 30.4 :DEMAND KVA
 84.5 :TOTAL LOAD AMPERES



CHABOT COLLEGE
BLDG. 2200 -
FIRST FLOOR REMODEL
 25555 HESPERIAN BLVD., HAYWARD, CA 94545
 CHABOT - LAS POSTAS COMMUNITY COLLEGE DISTRICT
 5020 Franklin Drive, Pleasanton, CA, 94568
HMC 1570 THE ALAMEDA, Suite 330
 SAN JOSE, CALIFORNIA 91764
 Telephone: (408) 977-6160 Fax: (408) 977-6170

ADDENDUM # 2	
Scale NTS	Project No. 3342003
Ref. sheet No. E5.0	Date 03/16/09
	Drawing No. AD2-E2




TAG	SETS	CONDU
1	(1)	(4) 250 P
2	(1)	(3) #
3	(1)	(4) 500 P
4	(1)	(4) #
5	(1)	(4) #
6	(1)	(4) #

1 SINGLE LINE DIAGRAM

NTS

DSA# 01-110263, FILE NO. 1-C



CHABOT COLLEGE
BLDG. 2200 -
FIRST FLOOR REMODEL
 25555 HESPERIAN BLVD., HAYWARD, CA 94545

CHABOT - LAS POSITAS COMMUNITY COLLEGE DISTRICT
 5020 Franklin Drive, Pleasanton, CA, 94588

HMC 1570 THE ALAMEDA, Suite 330
 SAN JOSE, CALIFORNIA 91764
 Telephone: (408) 977-9160 Fax: (408) 977-9170

ADDENDUM # 2	
Scale NTS	Project No. 3342003
Ref. sheet No.	Date 03/16/09
E6.0	Drawing No. AD2-E3

DOOR SCHEDULE - BUILDING 2200

DOOR NO.	DOOR		TYPE	MAT.	FINISH	GLASS	TYPE	MAT.	FINISH	FRAME			GROUP	EXIT DEVICE	SIGN DETAIL	FIRE RATING
	NOMINAL SIZE	THICK.								HEAD	JAMB HINGE	SILL				
2223A	3'-0" x 7'-0"	1.75	A	SC	WM	N/A	A	HM	MP	4/A10.6	4/A10.6	--	12	--	2/A10.9 TYPE J	N/A
2224A	3'-0" x 7'-0"	1.75	D	AL	CA	CT	G	AL	CA	-	-	--	04	--	2/A10.9 TYPE J	N/A
2225A	3'-0" x 7'-0"	1.75	C	SC	WM	CT	A	HM	MP	4/A10.6	4/A10.6	--	14	--	2/A10.9 TYPE J	N/A

DOOR AND WINDOW SCHEDULE/LEGEND

AL	ALUMINIUM
WM	WHITE MAPLE
CT	CLEAR TEMPERED
CA	CLEAR ANODIZED
FR	FIRE RATED GLASS
HM	HOLLOW METAL
IP	INFILL PANEL
LE	LOW - EMISSION GLAZING
MDH	MAGNETIC DOOR HOLDER
MP	METAL PAINTED
NA	NOT APPLICABLE
NR	NOT RATED
PH	PANIC HARDWARE
PR	PAIR/DOORS AND HARDWARE
SC	SOLID CORE WOOD
SGL	SINGLE DOOR
TG	TEMPERED GLASS

FILE # : 1-C2
 DSA # : 01-110263


ADDENDUM #2

ADDENDUM # 2	
Scale NTS	Project No. 3342003
A9.1	Date 03.20.09
	Drawing No. AD2-A1

CHABOT COLLEGE
BLDG. 2200 -
FIRST FLOOR REMODEL
 25555 HESPERIAN BLVD., HAYWARD, CA 94545

CHABOT - LAS POSITAS COMMUNITY COLLEGE DISTRICT
 5020 Franklin Drive, Pleasanton, CA, 94588

HMC 1570 THE ALAMEDA, Suite 330
 SAN JOSE, CALIFORNIA 91764
 Telephone: (408) 977-9160 Fax: (408) 977-9170



Chabot-Las Positas Community College District

09-12 Prebid
RFI 005**BID QUESTION FORM**

BID NO.: 09-12, Modernization of Building 2200 - Chabot College

Fax to Grace Seferian, Project Manager/Swinerton

Fax: (510) 723-7602

Construction Office, 25555 Hesperian Boulevard, Hayward, CA 94545

Company Name: <i>Sausal</i>	
Date: <i>3/10/09</i>	Ref Sheet No.: <i>A10.2, 10.3</i>
Bid Question: <i>078400 - Firestop - describes slotted track + fire stop details for head of wall. Is this required?</i>	
Response: <i>It is required for temporary construction barrier as noted in detail 5/A10.3</i>	
Respondent: <i>Katia Rubio, HMC</i>	<i>3.18.09</i>
Response cc: <i>All Bidders via fax</i>	

Chabot-Las Positas Community College District

09-12 Prebid
RFI 006

BID QUESTION FORM

BID NO.: 09-12, Modernization of Building 2200 – Chabot College

~~Project: Construction of a new 100,000 sq ft building at Swinerton Park (510) 723-7800~~
~~Construction Office, 25555 Hesperian Boulevard, Hayward, CA 94545~~

Company Name: Eagle Electric, Inc.	
Date: 3/10/2009	Ref Sheet No.: 1
<p>Bid Question:</p> <ol style="list-style-type: none"> 1. What if any new fire alarm circuits need to be installed from the FATC and RNPS in Bldg 2200 to the FACP in Bldg 2300? 2. Is there an existing underground raceway available between bldg 2200 and bldg 2300? 3. Where does the existing plant trench end and the loop to building 2200 begin? (T1.0/TN3) 4. Where is the elevator machine room located? 5. Who is the elevator supplier / installer? 6. Where are the elevator shop drawings? 7. What type of lights are C2, C3? They are not shown on the lighting schedule. 8. Is there a panel schedule for PNL DC? What is being fed by this panel? 9. What are the existing clocks? (Manufactures catalog #) 10. Who ar the vendors for fire alarm, security, data and paging clock system? Please give contact information for each vendor. 	
<p>Response: Respondent:</p> <p>Question # 2 - Data and Tel do not connect to B2300.</p> <p>Question #3 - Where does the existing plant trench end and the loop to building 2200 begin? (T1.0/TN3) SFMI. The last sentence of Keynote TN3, drawing T1.0 reads "See Sheet T2.1 for Continuation". On drawing T2.1, the existing trench is shown ending at the existing 2' x 2' x 8' enclosure. The Contractor is then responsible in extending conduits to the building. See keynotes TN8 and TN10, drawing T2.1.</p> <p style="text-align: right;"><i>see pages 2 through 10 for additional info.</i></p> <p><i>K Public HMC for Smith, Faux & McDonald 3.18.09</i></p>	
Response cc: All Bidders via fax	



INTEGRATED
DESIGN
ASSOCIATES
INC

FAX TRANSMITTAL

Date: March 16, 2009
To: Katia Rubio
Firm: HMC Architect
Phone: 408-977-9160
From: Ryan Stromquist
Re: Chabot Dental Clinic- Pre-Bid RFI #006
CC: File
Pages: 2

Message:

Question #1- What if any new fire alarm circuits need to be installed from the FATC and RNPS in Bldg 2200 to the FACP in Bldg 2300?

IDeAs Response: Please refer to riser diagram 1/F3.0. Fire alarm wiring between Bldg 2300 and Bldg 2200 shall be reused.

Question #2- Is there an existing underground raceway available between Bldg 2200 and Bldg 2300?

IDeAs Response: The site contains (E) conduit infrastructure between Bldg 2200 and Bldg 2300 for fire alarm and power wiring. Please confirm telecom infrastructure with telecom consultant.

Question #3- Where does the existing plant trench end and the loop to building 2200 begin? (T1.0/TN3)

IDeAs Response: Please confirm with telecom consultant.

Question #4- Where is the elevator machine room located?

IDeAs Response: Please refer to sheets A0.2 and A0.3 for location.

Question #5- Who is the elevator supplier/installer?

IDeAs Response: Elevator is existing to be reused. Please field verify any requirements prior to bid.

Question #6- Where are the elevator shop drawings?

IDeAs Response: Elevator is existing to be reused. Please field verify any requirements prior to bid.

1084 Foxworthy Ave
Suite 150, San Jose
C A 9 5 1 1 8
tel: 408.448.6300
fax: 408.448.6301

p.e



Question #7- What type of lights are C2, C3? They are not shown on the lighting schedule.

IDeAs Response: Lights in restrooms shall be revised to Types C (non-emergency) and C1 (emergency).

Question #8- Is there a panel schedule for PNL DC? What is being fed by this panel?

IDeAs Response: PNL DC shall be removed from plan.

Question #9- What are the existing clocks? (Manufacturers catalog #)

IDeAs Response: Please find cutsheet attached.

Question #10- Who are the vendors for fire alarm, security, data and paging clock system? Please give contact information for each vendor.

IDeAs Response: Please refer to specifications for requested information.

**MATERIALS LIST FOR:
Chabot Clocks**

MATERIALS	MFG	PART NUMBER
Synchronous Clock 12" Round 120VAC	Simplex	6310-9231
Double Dial Bracket for 12" Round	Simplex	2310-9810
Backbox for Double Dial Clock	Simplex	2975-9024
Backbox for 12/15" Clock Shallow	Simplex	2975-9038

Synchronized Time Products Synchronous Clocks

6310/2310 Series

UL Listed
CSA Certified

STANDARD FEATURES:

- Attractive, Modern Design
- Hour/Minute/Second Hands
- 9", 12", and 15" Round Models
- 12" Square Models
- Individual Automatic Supervision with Hourly Correction
- Surface or Semi-Flush Mounted
- Simple Hookup and Installation
- Easily Maintained and Serviced

OPTIONAL FEATURES:

- Double-Dial Round Bracket
- Double-Dial Square Bracket
- 15" Round Weatherproof

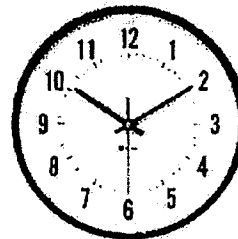
DESCRIPTION:

Simplex Synchronous Clocks can be used in all types of applications, from small offices to large-scale industrial sites. Round clocks are available in 9", 12", and 15" sizes. Square clocks are also available at 12".


Each synchronous clock uses a sweep second hand, and provides these capabilities:

Hourly correction. Clocks are automatically synchronized with the Simplex Time Control Center every hour. This means clocks will display the correct system time after less than 59 minutes of power failure. Clocks that are up to 59 minutes slow or 55 seconds fast are corrected completely on the hour.


12-hour correction. Synchronization is provided for clocks that are up to 12 hours slow. This ensures that even the most prolonged power interruption in individual clocks, or in the complete system, will be compensated for automatically. Clocks that are up to 11 hours and 59 minutes slow are corrected every 12 hours.



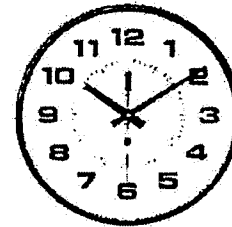
6310-9221



2310-9271



6310-9236



6310-9240

Specifications

Power Requirements	120 VAC, 4.6 VA Continuous, 7.6 VA Intermittent or 24 VAC, 4.6 VA Continuous, 7.6 VA Intermittent
Environmental Limitations	32° F to 120° F (0° C to 40° C)
Humidity	95%, non-condensing

WIRING:

Wiring size and type varies greatly, depending on correction type, voltage used, quantity of clocks, cable distance, local codes, and National Electrical Code Class I requirements. Your local Simplex Sales Representative is equipped to assist you with complete clock system design services and wiring specifications.



MOUNTING:

Mounting Specifications							
PID	Surface Mounting	Semi-Flush Mounting	Dimensions	Operating Voltage	Correction Voltage	Case Color	Dial #
6310-9200	YES	NO	9" ROUND	120 V / 60 Hz	120 V / 60 Hz	BLACK	S 1-12 Hours
6310-9211	NO	YES	9" ROUND	120 V / 60 Hz	120 V / 60 Hz	BLACK	S 1-12 Hours
6310-9214	NO	YES	9" ROUND	24 V / 60 Hz	24 V / 60 Hz	BLACK	S 1-12 Hours
6310-9221	YES	NO	12" ROUND	120 V / 60 Hz	120 V / 60 Hz	BLACK	S 1-12 Hours
6310-9226	YES	NO	12" ROUND	24 V / 60 Hz	24 V / 60 Hz	BLACK	S 1-12/00-23 Hours
6310-9227	NO	YES	12" ROUND	120 V / 60 Hz	120 V / 60 Hz	BLACK	S 1-12 Hours
6310-9231	NO	YES	12" ROUND	120 V / 60 Hz	120 V / 60 Hz	BLACK	S 1-12/00-23 Hours
6310-9233	NO	YES	12" ROUND	120 V / 60 Hz	120 V / 60 Hz	BLACK	S 1-12/00-23 Hours
6310-9234	NO	YES	12" ROUND	120 V / 60 Hz	120 V / 60 Hz	LIGHT GRAY	S 1-12/00-23 Hours
6310-9236	NO	YES	12" ROUND	120 V / 60 Hz	120 V / 60 Hz	LIGHT GRAY	S 1-12/00-23 Hours
6310-9239	NO	YES	12" ROUND	24 V / 60 Hz	24 V / 60 Hz	BLACK	S 1-12 Hours
6310-9240	YES	NO	15" ROUND	120 V / 60 Hz	120 V / 60 Hz	BLACK	D 1-12 Hours
6310-9250	NO	YES	15" ROUND	120 V / 60 Hz	120 V / 60 Hz	BLACK	D 1-12 Hours
2310-9271	YES*	YES	12" SQUARE	120 V / 60 Hz	120 V / 60 Hz	LIGHT GRAY	D 1-12 Hours
2310-9275	YES*	YES	12" SQUARE	24 V / 60 Hz	24 V / 60 Hz	LIGHT GRAY	D 1-12 Hours

*Order 2310-9825 Trim Ring Conversion Kit

Under Dial #
 # S = Symmetry
 # D = Designer

All Simplex Synchronous Clocks are equipped with a 4-pin nylon connector to deter theft, and for foolproof installation. Order a 2975-Series Back Box with Connector for semi-flush applications, or a 2310-9011 Plate Cover with Connector for surface mount applications.

Synchronized Time Products

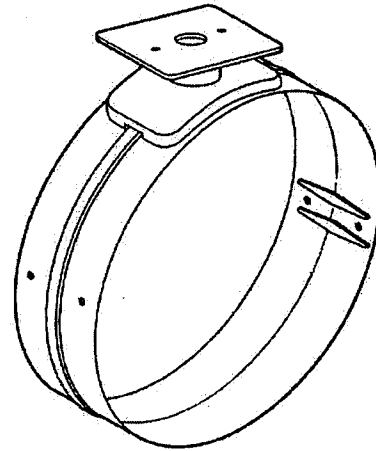
Double Dial Bracket

6310/2310 Series

UL Listed
CSA Certified

STANDARD FEATURES:

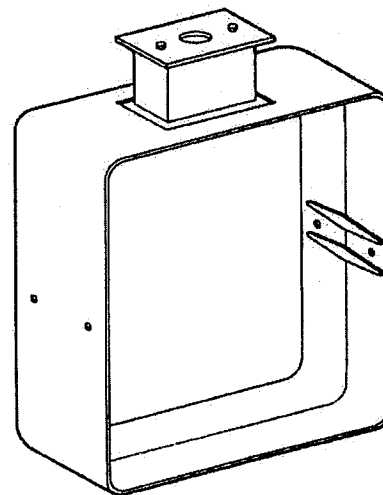
- Back to back Installation of Clocks for Visibility from Two Directions
- Wall or Ceiling Mounting
- Perfect for Use In:
 - Schools
 - Airports and other Transportation Facilities
 - Manufacturing Facilities
- Round Brackets for 12" and 15" Analog Clocks (matte black finish)
- Square Brackets for 12" Analog Clocks (matte aluminum finish)



Round Double Dial Bracket

DESCRIPTION:

Double Dial Brackets are perfect for use in large open areas (such as schools, transportation facilities, and manufacturing facilities) where clocks must be visible from a distance and at different angles. These brackets allow two round or square Simplex analog clocks to be mounted back to back and installed on either walls or the ceiling. The standoff distance between the round clock bracket and the mounting surface is determined by the length of the 1" diameter pipe used to join the bracket and the back box. The bracket is supplied with a length of pipe. The installer may change the standoff distance by substituting their own 1" diameter pipe, threaded on both ends (1" National Pipe Thread). Use of the Double Dial Bracket requires the purchase of two semi-flush mount clocks that are furnished separately.



Square Double Dial Bracket



Kits	
2310-9810	Double Dial Bracket, 12" Round
2310-9812	Double Dial Bracket, 15" Round
2310-9814	Double Dial Bracket, 12" Square

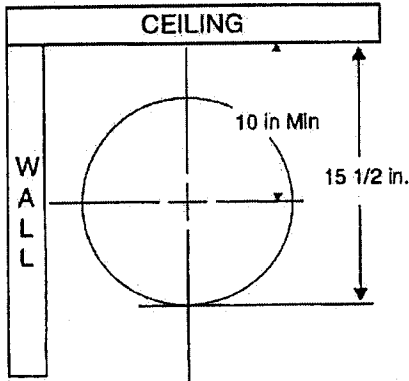
Back Boxes and Accessories	
2975-9024	Analog Double Dial Clock Back Box- (Wall Mount)
2975-9023	Analog Double Dial Clock Back Box- (Ceiling Mount)
6310-9801	Blank Filler, 12" Round Used at end of hallway where clock is not visible
2310-9818	Blank Filler, 12" Square Used at end of hallway where clock is not visible

Dimensions 15" Round Bracket	
15 1/2"	Mounting Bracket Diameter
4 1/2"	Mounting Ring Width/with clocks
6 1/8" X 6 1/8"	Ceiling/Wall Plate

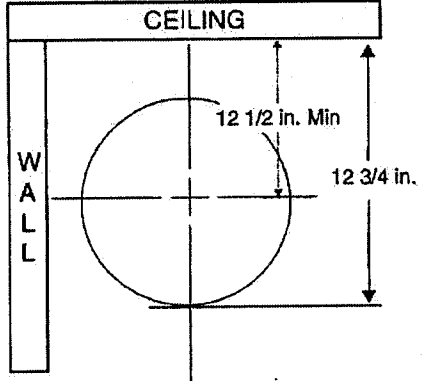
Dimensions 12" Round Bracket	
13 3/8"	Mounting Bracket Diameter
4 1/2"	Mounting Ring Width/with clocks
6 1/8" X 6 1/8"	Ceiling/Wall Plate

Dimensions 12" Square Bracket	
12 1/2" x 12 1/2"	Mounting Bracket Assembly
4 1/2"	Mounting Bracket Width/with clocks
6" X 5 1/2"	Ceiling/Wall Plate

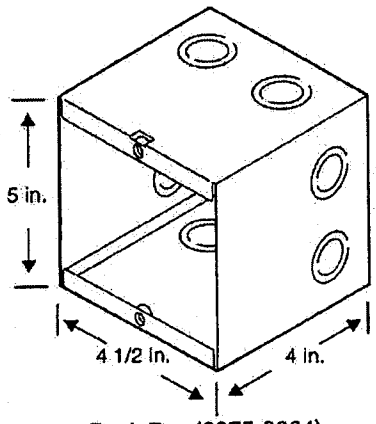
MOUNTING INFORMATION:



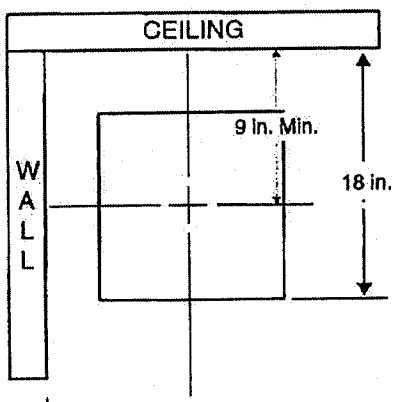
← 10 in. Min. →
 Mounting Box Center line
 12 in. round



← 12 1/2 in. Min. →
 Mounting Box Center line
 15 in. round



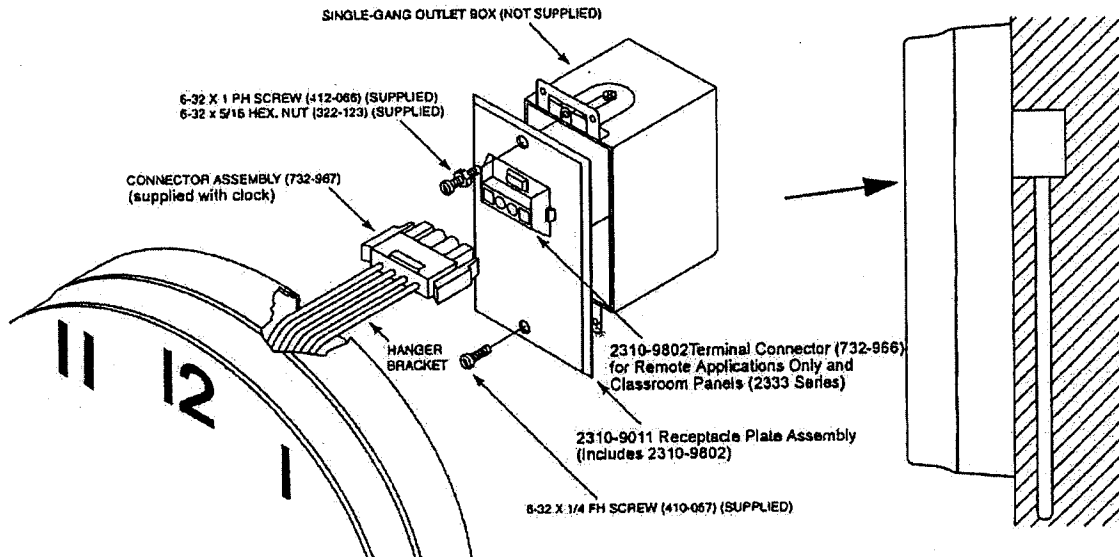
Back Box (2975-9024)



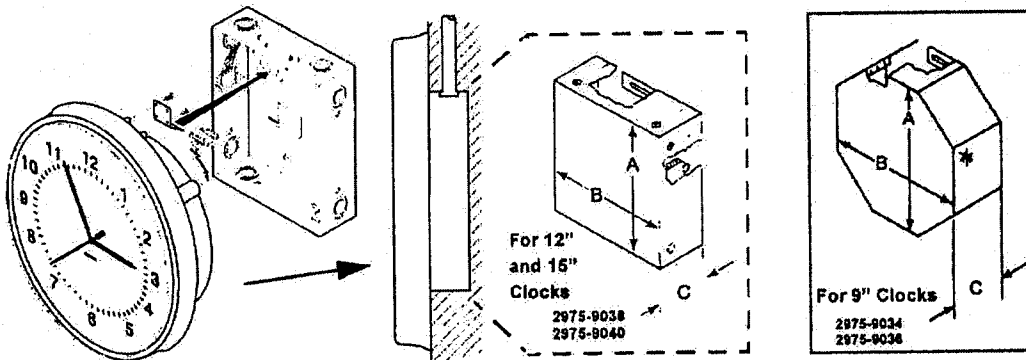
← 9 in. Min. →
 Mounting Box Center line
 12 in. Square

MOUNTING, *continued*:

Surface Mounting: Surface mount clocks can be surface mounted by using the 2310-9011 Receptacle Assembly as shown below.



Semi-Flush Mounting: The 2975-9038 Back Box is used for 12" clock semi-flush mounting, while the 2975-9034 Back Box is used for 9" clock mounting. Synchronous clock semi-flush mounting is shown below.



TYPE	OLD#	A	B	C	USE
2975-9034	5923	8-13/16" (22.4cm)	8-1/8" (20.6cm)	2-5/16" (5.8cm)	9" Round Semi-Flush
2975-9036	5924	9-1/8" (23.1cm)	8-1/8" (20.6cm)	3-5/8" (9.1cm)	9" Round Semi-Flush
2975-9038	5928	9-1/8" (23.1cm)	8-1/8" (20.6cm)	2-5/16" (5.8cm)	12"/15" Round Semi-Flush 12" Square Semi-Flush
2975-9040	5929	9-1/8" (23.1cm)	8-1/8" (20.6cm)	3-5/8" (9.1cm)	12"/15" Round Semi-Flush 12" Square Semi-Flush

Chabot-Las Positas Community College District

09-12
Prebid RFI 007

BID QUESTION FORM

BID NO.: 09-12, Modernization of Building 2200 – Chabot College

Fax to Grace Seferian, Project Manager/Swinerton

Fax: (510) 723-7602

Construction Office, 25555 Hesperian Boulevard, Hayward, CA 94545

Company Name: PBS Supply CO. (P) 925-776-5611 (F) 925-776-5722	
Date: 3/12/09	Ref Sheet No.: A7.1
<p>Bid Question:</p> <p>Please see sheet A7.1 elevation 2B The drawing is detailed as such showing the wall is covered with 8 ea. "tackboards". Please clarify that these panels are indeed "tackboard" with individual satin aluminum framing as specified in section 101123 as opposed to "vinyl coated fabric covered tack surface" with a perimeter trim as specified in section 097219.</p>	
<p>Response:</p> <p>Elevation 2B / A7.1 Tackboards to be Forbo Bulletin Board with aluminum frame. See spec section 101123</p> <p>Elevation 5C / A7.2 Tack surface to be vinyl coated fabric covered. See spec section 097219</p>	
Respondent:	K Rubio, HMC 3.18.09
Response cc:	All Bidders via fax

10FS

09-12 Proj'd RFI 013

Chabot-Las Positas Community College District

BID QUESTION FORM

BID NO.: 09-12, Modernization of Building 2200 - Chabot College

Fax to Grace Seferian, Project Manager/Swinerton

Fax: (510) 723-7602

Construction Office, 25555 Hesperian Boulevard, Hayward, CA 94545

Company Name: MIDSTATE CONSTRUCTION	
Date: 3/13/09	Ref Sheet No.: A10.6
Bid Question: Roofing Detail 14/A10.6 is significantly different from details on Sheet MS.1. Please clarify roofing details at mechanical penetrations.	
Response: Please refer to Detail 14/A10.6 for roofing information only. See detail 0/MS.1 for framing information	
Respondent: Katia Rubio, HMC	3.18.09
Response cc: All Bidders via fax	

Chabot-Las Positas Community College District


7085
09-12 Prebid RFI 015**BID QUESTION FORM**

BID NO.: 09-12, Modernization of Building 2200 - Chabot College

Fax to Grace Seferian, Project Manager/Swinerton

Fax: (510) 723-7602

Construction Office, 25555 Hesperian Boulevard, Hayward, CA 94545

Company Name: MIDSTATE CONSTRUCTION	
Date: 3/13/09	Ref Sheet No.: A10.3
<p>Bid Question:</p> <p>Detail 2/A10.3 references Detail 15/A10.3 for wall head condition at slab edge, but fire caulking at this location cannot be done as shown in 2/A10.3. Please provide a fire rating detail for Detail 15/A10.3.</p>	
<p>Response: Reference Floor Plan Sheet A2.1.</p> <p>Location in question occurs at North-South running wall along slab edge from grid line C to C.75 at 10F Room 13. This location does not need firestopping at head of wall as it is not intended to be a rated wall. However, joint is to be caulked and painted.</p>	
Respondent:	 hmc 3.18.09
Response cc:	All Bidders via fax

Chabot-Las Positas Community College District

BID QUESTION FORM

BID NO.: 09-12, Modernization of Building 2200 - Chabot College

09-12 Prebid RFI
017

Fax to Grace Seferian, Project Manager/Swinerton

Fax: (510) 723-7602

Construction Office, 25555 Hesperian Boulevard, Hayward, CA 94545

Company Name: MIDSTATE CONSTRUCTION

Date: 3/13/09

Ref Sheet No.: PRE BID AGENDA

Bid Question: AU.1
AGENDA CALLS OUT DENTAL EQUIPMENT AND AIR COMPRESSOR PROVIDED BY OWNER. PLEASE CLARIFY THAT THE GC IS REQUIRED TO INSTALL ALL EQUIPMENT AND ALL AIR AUXILIARY SYSTEM, INCLUDING STORAGE OF EQUIPMENT TO BE REINSTALLED

Response: Contractor is responsible for all connections to (e) equipment. Complete system needs to be operational at end of construction. fully
ADDITIONALLY, GC IS RESPONSIBLE FOR REMOVAL AND STORAGE OF ALL EQUIPMENT.

Respondent: Katia Rubio, HMC 3.18.09

Response cc: All Bidders via fax

Chabot-Las Positas Community College District

BID QUESTION FORM

09-12 Prebid
RFI 018

BID NO.: 09-12, Modernization of Building 2200 - Chabot College

Fax to Grace Sefrian, Project Manager/Swinerton

Fax: (510) 723-7602

Construction Office, 25555 Hesperian Boulevard, Hayward, CA 94545

Company Name: ROSSI Bldrs. Fx 415-777-1505	
Date: 3-13-09	Ref Sheet No.: A10.7 / 11
Bid Question: Re: Acoustical Ceiling Can we shoot wire in lieu of drilling anchor. Sheet A-10-7 Detail 11 shows drilling anchor. And if we need drilling anchors what type do we use???	
Response: <ul style="list-style-type: none"> • SHOT-IN ANCHORS ARE NOT ALLOWED FOR BRACING WIRES AT CONCRETE. DRILLED-IN ANCHORS ARE TO BE USED PER APPROVED DTL. 11/A10.7. 	
Respondent:	[Signature] Hmc 3-18-09
Response cc:	All Bidders via fax

Chabot-Las Positas Community College District

09-12
Prebid RA021

BID QUESTION FORM

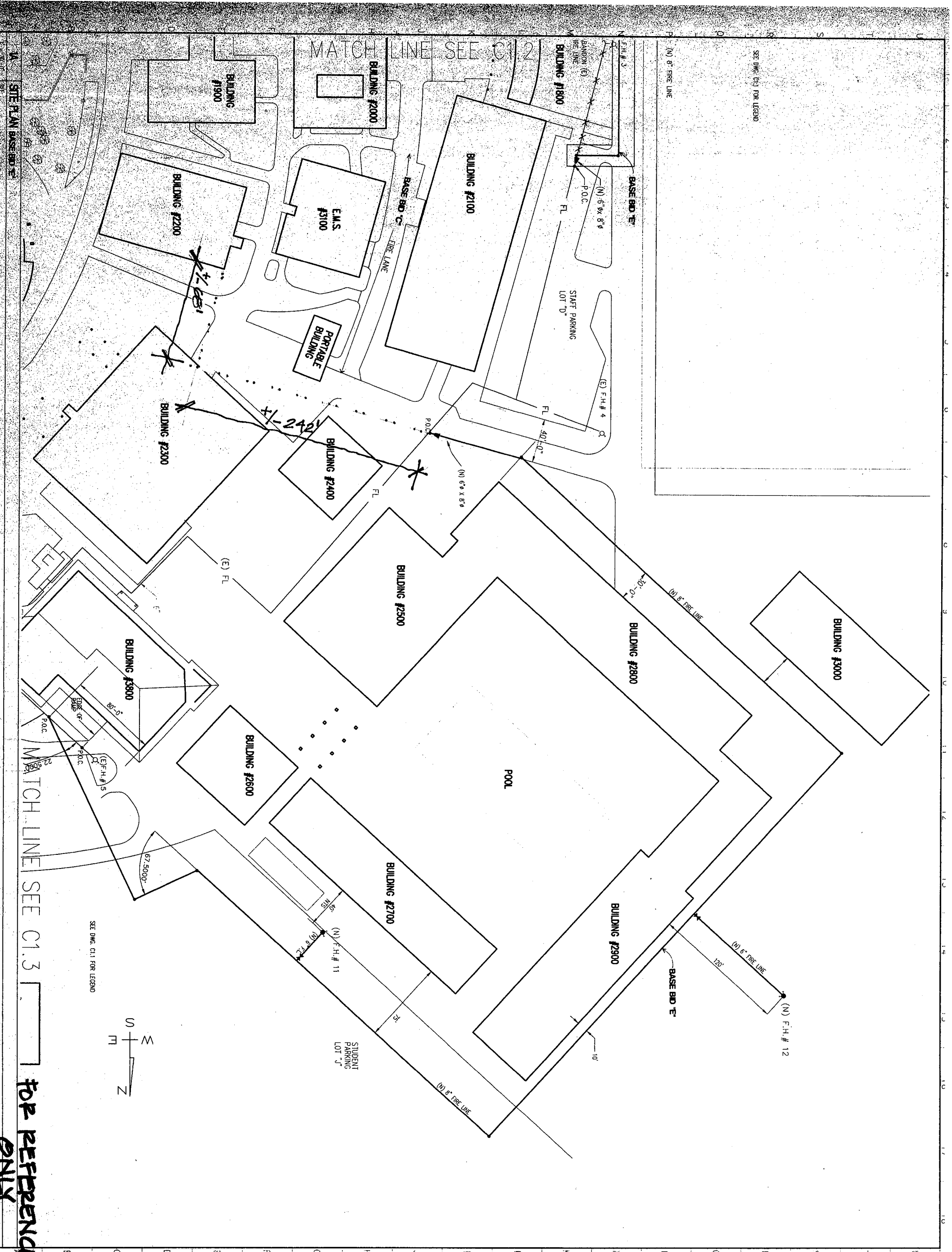
BID NO.: 09-12, Modernization of Building 2200 - Chabot College

Fax to Grace Seferian, Project Manager/Swinerton

Fax: (510) 723-7602

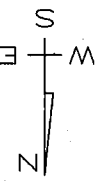
Construction Office, 25555 Hesperian Boulevard, Hayward, CA 94545

Company Name: <u>Rossi Builders Fx 415-777-1505</u>	
Date: <u>3</u>	Ref Sheet No.:
Bid Question: <u>Concerning Automatic Fire Sprinklers</u> <ul style="list-style-type: none"> • Please give the location of the on-site existing water supply tie-in for Fire sprinkler. • Please give distance from building and the directional side of the building. 	
Response: <u>See enclosed drawing C 1.4 for reference and location of on-site fire line.</u>	
Respondent: <u>K Rubio, HMC</u>	<u>8.19.20</u>
Response cc:	All Bidders via fax



SEE DIM. C1.1 FOR LEGEND

SEE DIM. C1.1 FOR LEGEND



FOR REFERENCE ONLY

<p>RESPONSE DATE: 02/28/07</p> <p>SCALE: AS SHOWN</p> <p>PROJECT NO.: 04000115</p> <p>DATE: 02/28/07</p> <p>SHEET NUMBER: 4 OF 5</p>	<p>DATE FOR PROGRESS REVIEW: 2/28/07</p> <p>DATE FOR PERMITS: 3/28/07</p> <p>DATE FOR BIDDING: 7/1/07</p> <p>DATE FOR CONSTRUCTION: 7/1/07</p>	<p>PROJECT: CHABOT COLLEGE FIRE / LIFE ACCESS SAFETY</p> <p>ARCHITECTURE - PLANNING - ENGINEERING: INTERACTIVE RESOURCES</p> <p>117 PARK PLACE POINT RICHMOND CA 94512 (510) 236-7435 (FAX) 232-5225</p>	<p>CHABOT COLLEGE 25555 Heepertan Blvd. Hayward, CA 94545</p> <p>Community College District Chabot - Las Positas</p>	<p>DATE: 2/28/07</p> <p>BY: [Signature]</p> <p>SCALE: 1/8" = 1'-0"</p>	<p>PROJECT NO.: 04000115</p> <p>DATE: 02/28/07</p> <p>SHEET NUMBER: 4 OF 5</p>
--	--	--	--	--	--