

*Chabot – Las Positas
Community College District*



Tentative Budget

*Fiscal Year
Beginning July 1, 2013
and
Ending June 30, 2014*

CHABOT - LAS POSITAS COMMUNITY COLLEGE DISTRICT

Board of Trustees

Arnulfo Cedillo, Ed.D.– President
Marshall Mitzman, Ph.D.– Secretary
Isobel F. Dvorsky
Donald L. “Dobie” Gelles
Hal G. Gin, Ed.D.
Barbara F. Mertes, Ph.D.
Carlo Vecchiarelli

Administrative Officers

Judy E. Walters, Ph.D. – Interim Chancellor
Lorenzo Legaspi – Vice Chancellor, Business Services
Wyman M. Fong – Vice Chancellor, Human Resources
Jeffrey M. Kingston – Vice Chancellor, Educational Services, Planning, and Facilities

Chabot College

Susan Sperling, Ph.D. – President

Las Positas College

Kevin Walthers, Ph.D. – President

**Chabot - Las Positas Community College District
District Offices
7600 Dublin Blvd., 3rd Floor
Dublin, CA 94568
Phone: (925) 485-5201
www.clpccd.org**

**Chabot - Las Positas Community College District
Table of Contents**

**Tentative Budget
2013 – 2014**

Introduction.....	1
Full Time Equivalent Student (FTES) Enrollments.....	5
Board of Trustees Priorities	6
Major Revenue Assumptions.....	7
Major Expenditure Assumptions	8
District Medical and Dental/Vision Premium Rates.....	9
District General Fund.....	11
Chabot College	14
Las Positas College	19
District Operations	24
Contract Education.....	28
District Services	30
Maintenance & Operations	32
District-wide	33
Cafeteria Fund.....	34
Child Development Fund.....	38
Self Insurance Fund	42
Measure B Funds	44
Capital Projects Fund.....	47
Special Reserve Fund.....	49
Budget Development Calendar.....	51
Funding Allocation Model Board Presentation - March 19, 2013.....	52
Allocation Spreadsheet	56
Allocation of FTEF by FTES.....	57
Faculty Obligation Number (FON).....	58
Funding Allocation Model Step by Step Narrative.....	61
Funding Allocation Model Calculation	62
District Budget Study Group Members	63
Glossary of Common Terminology	64

CHABOT-LAS POSITAS COMMUNITY COLLEGE DISTRICT

TENTATIVE BUDGET 2013-14

The Tentative budget is developed based on the Governor's "May Revision" to his January Proposal for a state budget. In addition, and perhaps historic, this budget is crafted using the district's new Revenue Allocation Model

The Governor's "May Revision" was released on May 14, 2013. It recognizes the increased revenues to be received by the state for 2012-13 of about \$4.5 billion above the level anticipated in January. On the other hand, the Governor projects a downward adjustment to state revenues for 2013-14.

Below is a summary of the May Revision as it relates to the California Community Colleges and the Chabot-Las Positas Community College District.

Proposition 98

- The Governor's May Revision shows an increase to the Proposition 98 minimum guarantee of \$2.9 billion in the current year.
- However, because the Governor's May Revision also forecasts a weakening economy that results in a forecast of declining state revenues for 2013-14, the 2013-14 Proposition 98 guarantee is estimated to drop by \$941 million in the Budget year, to \$55.3 billion.
- Programmatic spending under the May Revision stays relatively unchanged.

Apportionments

Governor Brown increased his January proposal by \$30 million, for a total of \$226.9 million:

- \$87.5 million to fund a cost-of-living adjustment of 1.57%
- \$89.4 million for growth
- \$50 million for additional student support services, including orientation, assessments, counseling, advising, and education planning, as in the Student Success Act.

Deferrals

Governor Brown proposes to use the \$179.9 million in deferral buy downs in his January Budget for 2013-14, instead be applied to 2012-13. He then proposes an additional \$63.7 million to buy down cross-year deferrals starting in 2013-14, resulting in a total remaining deferral amount of \$557.5 million in 2013-14.

Adult Education

Governor Brown dropped his January proposal to shift K-12 Adult Education programs to community colleges and to eliminate noncredit funding. Instead, Governor Brown proposes the status quo for two years with \$30 million in one-time funds for planning and implementation grants, along with \$500 million in ongoing funds starting in 2015-16 to fund adult education programs jointly operated by community colleges and school districts on a regional basis.

Apprenticeship Programs

Governor Brown proposes status quo for the current structure of apprenticeship programs but removes them from the categorical flexibility list. He also proposes to allow colleges to administer programs covering areas outside their district boundaries, similar to K-12 programs.

Census Dates

Governor Brown withdraws his January proposal for census date reform. He has replaced it with a proposal for consideration in the 2014-15 State Budget for a process to develop a broad-based framework to improve student success and establish appropriate incentives.

90-Unit Cap

Governor Brown withdraws his January proposal to impose a 90-unit cap on state funded units.

Fee Waivers

Governor Brown postpones his January proposal to require that each student be required to fill out a Free Application for Federal Student Aid and include both parent and student income. He proposes:

- To provide students one academic term to collect all documentation necessary to validate financial need
- That the Board of Governors establish criteria that provide emancipated students the opportunity to demonstrate that they are living independently of their parents and are financially in need
- That the new policies become effective in 2014-15

Proposition 39

In January 2013, the Governor's Budget allocated \$450 million generated by Proposition 39 to K-14 education for energy projects, \$49.5 million of which was for community colleges. The funding was proposed to be allocated on a per-average daily attendance basis for K-12 education and on a per-full time equivalent student basis for community colleges.

Due to higher Proposition 39 revenue estimates, the May Revision proposes an increase of \$12.5 million for K-12 education and \$1.5 million for community college energy efficiency projects, which brings the total amount of funding, proposed for community colleges to \$51 million.

Technology Funds

The Governor proposes to dedicate \$16.9 million, unchanged from the January proposal, to increase the number of courses available through the use of technology for:

- Creation of a "virtual campus" to increase statewide access to 250 new courses delivered through technology
- Creation of a common centralized delivery and support infrastructure for all courses delivered through technology and for all colleges
- Expansion of options for students to earn college credit for demonstrated knowledge and skills through credit by exam

New Allocation Model

The District Budget Study Group (DBSG) has been working on creating a new allocation model to allocate revenues received by the District to its various centers. Per Board Policy 3110, *"the District Budget Study Group (DBSG) shall consider and make recommendations to the Chancellor upon any matter that affects the district financially, specifically as related to this allocation model. If the DBSG and district management can reach agreement, procedures shall be administratively adopted and policy shall be presented to the Board of Trustees for approval. If the DBSG and district management cannot reach agreement on procedure or policy, then the two separate positions shall be presented to the Board of Trustees who shall decide the matter."*

The new allocation model was the result of a response to a recommendation from the Accrediting Commission for Community and Junior Colleges (ACCJC) following a November 2009 comprehensive site visit. The recommendation states, in part "To meet the standards, the team recommends that the district and the college complete the evaluation of the resource allocation process in time for budget development for the 2010-2011 academic year, ensuring transparency and assessing the effectiveness of resource allocations in supporting operations."

Following numerous meetings over the course of about three (3) years, the District Budget Study Group developed a model and recommended it to the Chancellor at its meeting on March 15, 2013. The Chancellor in turn recommended the model to the Board of Trustees, approving it at its March 19, 2013 meeting.

The Board authorized the Chancellor to develop Board Policy and Administrative Procedures utilizing the appropriate shared governance processes to implement the model beginning Fiscal Year 2013-14.

The new Funding Allocation Model provides the district with a financial tool that gives the following:

- Treats all employees fairly
- Simple to understand
- It is Revenue Based

- Puts money out to Colleges
- The College Budget Committees are empowered to make decisions
- We are all responsible to live within our means
- Promotes accountability and transparency district-wide
- Incorporates a process to build back our RUMBL and Reserve
- Addresses ACCJC Accreditation Recommendations

The new model was created using the following guidelines:

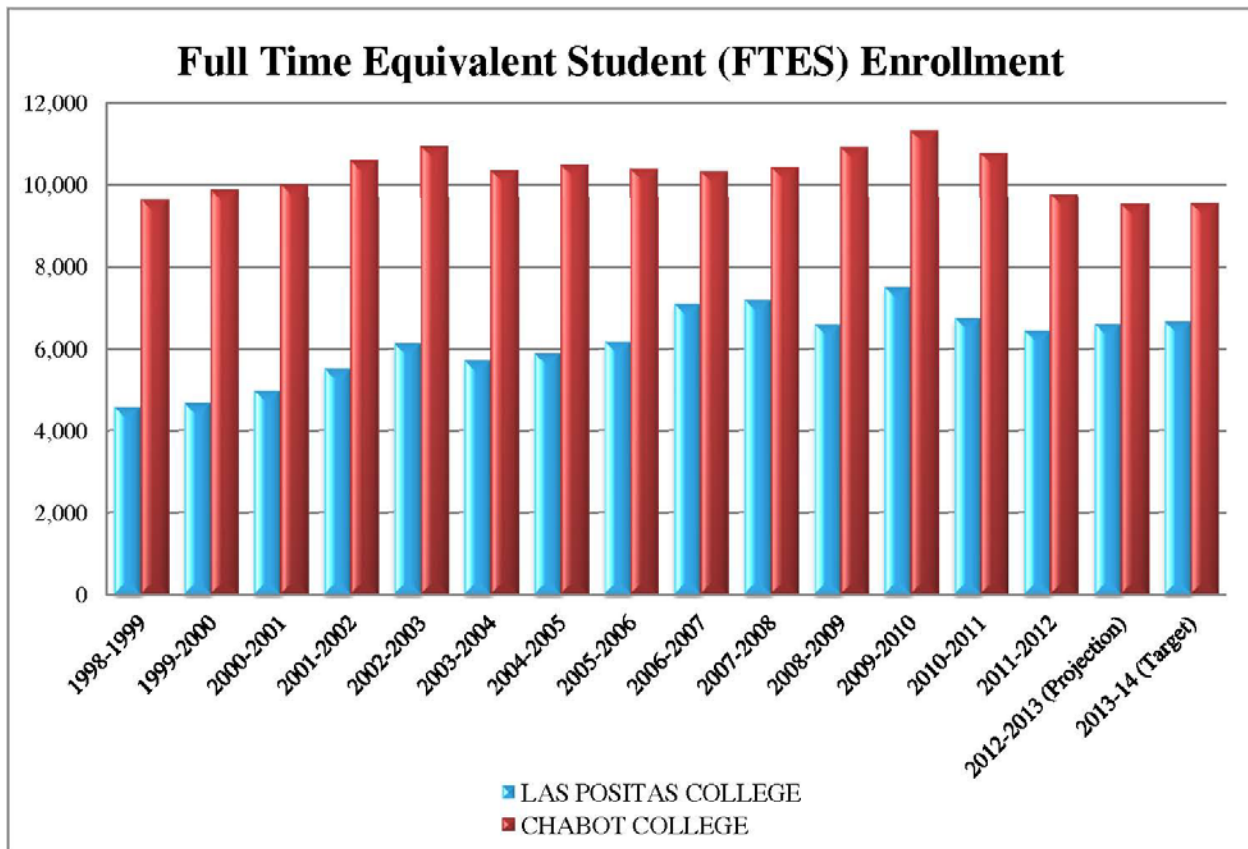
- It is perceived to be fair
- It is easily understood
- It works in good and bad times
- It creates the right incentive for performance

With the new model, the Chabot-Las Positas Community College District's financial position is transparent. The District has the tool to assess the effectiveness of resource allocation in supporting operations and monitoring the financial stability and integrity of the institution.

A copy of the Funding Allocation Model step-by-step narrative and calculations, and DBSG participants are included in this document.

Full Time Equivalent Student (FTES) Enrollment

<i>YEAR</i>	<i>CHABOT</i>	<i>% Growth</i>	<i>LPC</i>	<i>% Growth</i>	<i>TOTAL</i>	<i>% Growth</i>
1998-1999	9,636	5.1	4,581	11.8	14,217	7.1
1999-2000	9,868	2.4	4,678	2.1	14,546	2.3
2000-2001	10,005	1.4	4,982	6.5	14,987	3.0
2001-2002	10,569	5.6	5,508	10.6	16,078	7.3
2002-2003	10,928	3.4	6,120	11.1	17,048	6.0
2003-2004	10,326	(5.8)	5,707	(6.7)	16,033	(6.0)
2004-2005	10,477	1.4	5,886	3.1	16,363	2.1
2005-2006	10,367	(1.1)	6,171	4.8	16,538	1.1
2006-2007	10,313	(0.5)	7,089	14.9	17,402	5.2
2007-2008	10,420	1.0	7,186	1.4	17,606	1.2
2008-2009	10,912	4.7	6,591	(8.3)	17,503	(0.6)
2009-2010	11,315	3.7	7,501	13.8	18,816	7.5
2010-2011	10,756	(4.9)	6,744	(10.1)	17,500	(7.0)
2011-2012	9,754	(9.3)	6,442	(4.5)	16,196	(7.5)
2012-2013 (Target)	9,521	(2.4)	6,600	2.5	16,121	(0.5)
2013-14 (Projection)	9,546	0.3	6,656	0.8	16,202	0.5



CHABOT-LAS POSITAS COMMUNITY COLLEGE DISTRICT


May 21, 2013

Agenda Item: 9.4

Subject: Approval of Board of Trustees Priorities – 2013-2016

Recommended Action: That the Board of Trustees approves the Board Priorities – 2013-2016 as follows. It is further recommended that the Priorities become effective upon approval.

- Implement the Student Success Initiative that will:
 - Create successful opportunities and open doors for students;
 - Support access, nurturing, and values of life-long learning;
 - Provide curriculum in Transfer, life-long learning and CTE programs;
- Complete the review and rewriting of Board Policies and Administrative Procedures;
- Maximize resources to be fiscally solvent and stable;
- Complete facility projects in a cost effective manner;
- Hire personnel who anticipate and believe in future changes;
- Create an evolutionary process for people to learn and keep up to date;
- Create an atmosphere of success for our staff, faculty, and students;
- Develop international student program at both colleges;
- Develop contemporary curriculum that responds to the society in which we live;
 - Expand the use of technology;
- Value and appreciate all roles and functions as we focus on one organization with the common vision of preparing citizens in a Global Society.


Approved: Judy E. Walters/Date

APPROVED DISAPPROVED TABLED

**Major Revenue Assumptions
Tentative Budget
2013 – 2014**

Apportionment revenue is based on the 2012-13 First Principal Apportionment. For 2013-14 the State General Apportionment is based on the following assumptions:

General Apportionment Revenue: 2013 – 2014

➤ Base apportionment	\$80,438,782
➤ 2013-2014 COLA @ 1.57%	1,262,889
➤ 2013-2014 Growth @ 1.0%	691,487
TOTAL	<u>\$82,393,157</u>

Other Revenue:

- Lottery revenue \$2,026,192
- Mandated Cost Reimbursement \$453,656
- Non-resident tuition revenue is estimated to be \$1,850,000

**Major Expenditure Assumptions
Tentative Budget
2013 – 2014**

The expenditures are based on serving 16,202 FTES with the necessary faculty and support staff. In addition, it accounts for anticipated inflationary increase in expenses such as utilities and property and liability insurance.

Salaries and Benefits	Percentage
➤ Cost of living adjustment	0.00%
➤ Statutory benefits are budgeted as follows:	
State Teachers Retirement System	8.25%
Public Employees Retirement System	12.30%
OASDHI (Social Security)	6.20%
Medicare	1.45%
Long-Term Disability Insurance	.34%
State Unemployment Insurance	.05%
Workers Compensation	1.24%
STRS Cash Balance Plan (Hourly Academic)	4.00%
Alternate Retirement System (Hourly Non Academic)	3.75%
➤ Step/column and longevity increases are included in the compensation expenditures. Compensation expenditures also include no step/column increase for Faculty and Administrators and one furlough day for Classified Staff.	
➤ Health and Welfare benefits (medical, dental, life insurance, vision) are budgeted at an average cost per employee. Employee contributions to medical premiums are included.	
➤ Retiree Health Benefits budget of \$5,799,993	



CHABOT-LAS POSITAS COMMUNITY COLLEGE DISTRICT
Office of Human Resource Services
Benefits Office



**Classified - Academic - Executive Administrators,
Classified & Confidential/Supervisory
Monthly Premium Rates
Fiscal Year July 1, 2013 - June 30, 2014**

	Monthly Premium	District Contribution	Employee Contribution
Kaiser Permanente High HMO \$5 co-pay	\$	\$	\$
Employee only	624.77	584.77	40.00
Employee + 1	1,249.54	1,169.54	80.00
Employee + 2 or more	1,874.32	1,754.32	120.00
Kaiser Permanente Low HMO \$20 co-pay			
Employee only	606.68	596.68	10.00
Employee + 1	1,213.35	1,193.35	20.00
Employee + 2 or more	1,820.02	1,790.02	30.00
Anthem Blue Cross HMO \$10 co-pay (CaliforniaCare High HMO Plan)			
Employee only	829.89	759.89	70.00
Employee + 1	1,658.46	1,518.46	140.00
Employee + 2 or more	2,738.45	2,528.45	210.00
Anthem Blue Cross HMO \$30 co-pay (Low HMO Plan)			
Employee only	771.21	731.21	40.00
Employee + 1	1,541.05	1,461.05	80.00
Employee + 2 or more	2,544.86	2,424.86	120.00
Anthem Blue Cross PPO			
Employee only	1,412.78	829.89	582.89
Employee + 1	2,572.68	1,658.46	1,167.62
Employee + 2 or more	4,244.82	829.89	1,924.48
Delta Dental - Standard			
Employee only	69.10	69.10	0.00
Employee + 1	138.21	138.21	0.00
Employee + 2 or more	203.86	203.86	0.00
Delta Dental - Enhanced			
Employee only	85.64	69.10	16.54
Employee + 1	171.27	138.21	33.06
Employee + 2 or more	252.63	203.86	48.77
VSP Vision			
Employee only	13.46	13.46	0.00
Employee + 1	26.91	26.91	0.00
Employee + 2 or more	40.37	40.37	0.00

Rates are subject to change July 1 of each year.



CHABOT-LAS POSITAS COMMUNITY COLLEGE DISTRICT
Office of Human Resource Services
Benefits Office



Faculty
Monthly Premium Rates
Fiscal Year July 1, 2013 - June 30, 2014

	Monthly Premium	District Contribution	Faculty Contribution 10 months	Annual Faculty Contribution
Kaiser Permanente \$5 High HMO	\$	\$		
Employee only	624.77	584.77	48.00	480.00
Employee + 1	1,249.54	1,169.54	96.00	960.00
Employee + 2 or more	1,874.32	1,754.32	144.00	1440.00
Kaiser Permanente \$20 Low HMO				
Employee only	606.68	596.68	12.00	120.00
Employee + 1	1,213.35	1,193.35	24.00	240.00
Employee + 2 or more	1,820.02	1,790.02	36.00	360.00
Anthem Blue Cross High HMO (\$10 plan) <i>Contractual Change for 2013-14: Office Visits: \$10; and Rx: \$10 Generic/\$20 Brand</i>				
Employee only	829.89	759.89	84.00	840.00
Employee + 1	1,658.46	1,518.46	168.00	1680.00
Employee + 2 or more	2,738.45	2,528.45	252.00	2520.00
Anthem Blue Cross \$30 Low HMO				
Employee only	771.21	731.21	48.00	480.00
Employee + 1	1,541.05	1,461.05	96.00	960.00
Employee + 2 or more	2,544.86	2,424.86	144.00	1440.00
Anthem Blue Cross PPO				
Employee only	1,412.78	829.89	699.47	6,994.68
Employee + 1	2,826.08	1,658.46	1,401.14	14,011.44
Employee + 2 or more	4,662.93	2,738.45	2,309.38	23,093.76
Delta Dental - Standard				
Employee only	69.10	69.10	0.00	0.00
Employee + 1	138.21	138.21	0.00	0.00
Employee + 2 or more	203.86	203.86	0.00	0.00
Delta Dental - Enhanced				
Employee only	85.64	69.10	19.85	198.48
Employee + 1	171.27	138.21	39.67	396.72
Employee + 2 or more	252.63	203.86	48.77	585.24
VSP Vision				
Employee only	13.46	13.46	0.00	0.00
Employee + 1	26.91	26.91	0.00	0.00
Employee + 2 or more	40.37	40.37	0.00	0.00

Rates are subject to change July 1 of each year.

**CHABOT-LAS POSITAS COMMUNITY COLLEGE DISTRICT
TENTATIVE BUDGET
2013-14**

General Fund District Total	<u>2012-13 Adoption Budget</u>	<u>2012-13 Projection</u>	<u>2013-14 Tentative Budget</u>
Revenue			
State Revenue			
Apportionment & Revenue Split via Model	\$ 81,629,762	\$ 81,380,267	\$ 85,283,689
Other State Revenue	5,395,135	5,870,728	5,549,326
Local Revenue	9,532,399	9,082,826	9,054,809
Federal Revenue	<u>7,930,093</u>	<u>6,877,300</u>	<u>3,721,390</u>
Total Revenue	104,487,389	103,211,121	103,609,214
Transfers In			
Admin & Fiscal/Sab Leave	441,410	441,410	335,548
Other	<u>1,849,316</u>	<u>2,330,799</u>	<u>331,650</u>
Total Transfers In	<u>2,290,726</u>	<u>2,772,209</u>	<u>667,198</u>
Total Revenue and Transfers In	<u>\$ 106,778,115</u>	<u>\$ 105,983,330</u>	<u>\$ 104,276,412</u>
Expenditures			
Academic Salaries	\$ 38,903,899	\$ 41,081,720	\$ 40,637,020
Classified Salaries	21,439,245	21,438,209	21,284,858
Benefits	21,237,404	19,823,978	20,180,645
RUMBL Benefits	5,296,797	5,296,797	5,799,993
SERP Payment	749,677	749,677	749,677
Supplies	1,779,415	1,725,079	1,412,397
Services	14,376,614	12,636,626	14,113,315
Capital Outlay	52,360	284,016	23,428
Other Outgo/Payment to Students	<u>378,449</u>	<u>312,836</u>	<u>-</u>
Total Expenditures	104,213,860	103,348,937	104,201,333
Transfers Out			
Admin & Fiscal/Sab Leave	441,410	441,410	335,548
Other	<u>1,369,672</u>	<u>1,875,398</u>	<u>589,531</u>
Total Transfers Out	<u>1,811,082</u>	<u>2,316,808</u>	<u>925,079</u>
Total Expenditures and Transfers Out	<u>\$ 106,024,942</u>	<u>\$ 105,665,746</u>	<u>\$ 105,126,412</u>
Increase/(Decrease) in Fund Balance	<u>\$ 753,173</u>	<u>\$ 317,585</u>	<u>\$ (850,000)</u>
Beginning Balance	<u>\$ 7,016,925</u>	<u>\$ 7,016,925</u>	<u>\$ 7,334,510</u>
Ending Balance	<u><u>\$ 7,770,098</u></u>	<u><u>\$ 7,334,510</u></u>	<u><u>\$ 6,484,510</u></u>

**CHABOT-LAS POSITAS COMMUNITY COLLEGE DISTRICT
TENTATIVE BUDGET
2013-14**

General Fund	2012-13	2012-13	2013-14
District Total - Unrestricted	<u>Adoption Budget</u>	<u>Projection</u>	<u>Tentative Budget</u>
Revenue			
State Revenue			
Apportionment & Revenue Split via Model	\$ 81,629,762	\$ 81,380,267	\$ 85,283,689
Other State Revenue	526,653	971,391	363,074
Local Revenue	6,975,167	6,812,847	6,723,004
Federal Revenue	<u>1,200</u>	<u>115,000</u>	<u>1,200</u>
Total Revenue	89,132,782	89,279,505	92,370,967
Transfers In			
Admin & Fiscal/Sab Leave	441,410	441,410	335,548
Revenue Allocations	-	-	-
Other	<u>1,849,316</u>	<u>2,325,679</u>	<u>331,650</u>
Total Transfers In	<u>2,290,726</u>	<u>2,767,089</u>	<u>667,198</u>
Total Revenue and Transfers In	\$ 91,423,508	\$ 92,046,594	\$ 93,038,165
Expenditures			
Academic Salaries	\$ 37,914,530	\$ 39,180,949	\$ 40,119,004
Classified Salaries	18,757,831	17,499,090	18,447,372
Benefits	19,510,700	18,078,352	18,651,090
RUMBL Benefits	5,296,797	5,296,797	5,799,993
SERP Payment	749,677	749,677	749,677
Supplies	1,399,195	1,068,116	1,408,397
Services	5,810,800	8,208,718	7,764,124
Capital Outlay	38,549	115,656	23,428
Other Outgo/Payment to Students	<u>-</u>	<u>2,500</u>	<u>-</u>
Total Expenditures	89,478,079	90,199,856	92,963,086
Transfers Out			
Admin & Fiscal/Sab Leave	441,410	441,410	335,548
Other	<u>750,846</u>	<u>890,991</u>	<u>589,531</u>
Total Transfers Out	<u>1,192,256</u>	<u>1,332,401</u>	<u>925,079</u>
Total Expenditures and Transfers Out	\$ 90,670,335	\$ 91,532,257	\$ 93,888,165
Increase/(Decrease) in Fund Balance	\$ 753,173	\$ 514,337	\$ (850,000)
Beginning Balance	\$ 5,887,199	\$ 5,887,199	\$ 6,401,536
Ending Balance	\$ 6,640,372	\$ 6,401,536	\$ 5,551,536
Reserve percentage	7.42%	7.10%	5.97%

**CHABOT-LAS POSITAS COMMUNITY COLLEGE DISTRICT
TENTATIVE BUDGET
2013-14**

General Fund	2012-13	2012-13	2013-14
District Total - Restricted	<u>Adoption Budget</u>	<u>Projection</u>	<u>Tentative Budget</u>
Revenue			
State Revenue			
Other State Revenue	\$ 4,868,482	\$ 4,899,337	\$ 5,186,252
Local Revenue	2,557,232	2,269,979	2,331,805
Federal Revenue	<u>7,928,893</u>	<u>6,762,300</u>	<u>3,720,190</u>
Total Revenue	\$ 15,354,607	\$ 13,931,616	\$ 11,238,247
Transfers In			
Other	<u>-</u>	<u>5,120</u>	<u>-</u>
Total Transfers In	<u>-</u>	<u>5,120</u>	<u>-</u>
Total Revenue	\$ 15,354,607	\$ 13,936,736	\$ 11,238,247
Expenditures			
Academic Salaries	\$ 989,369	\$ 1,900,771	\$ 518,016
Classified Salaries	2,681,414	3,939,118	2,837,486
Benefits	1,726,704	1,745,626	1,529,555
Supplies	380,220	656,963	4,000
Services	8,565,814	4,427,907	6,349,191
Capital Outlay	13,811	168,360	-
Other Outgo/Payment to Students	<u>378,449</u>	<u>310,336</u>	<u>-</u>
Total Expenditures	14,735,781	13,149,081	11,238,247
Transfers Out			
Other	<u>618,826</u>	<u>984,407</u>	<u>-</u>
Total Transfers Out	<u>618,826</u>	<u>984,407</u>	<u>-</u>
Total Expenditures & Transfers Out	\$ 15,354,607	\$ 14,133,489	\$ 11,238,247
Increase/(Decrease) in Fund Balance	\$ -	\$ (196,752)	\$ -
Beginning Balance	\$ 1,129,726	\$ 1,129,726	\$ 932,974
Ending Balance	<u>\$ 1,129,726</u>	<u>\$ 932,974</u>	<u>\$ 932,974</u>

CHABOT COLLEGE

**25555 Hesperian Boulevard
Hayward, California 94545
(510) 723-6600
www.chabotcollege.edu**

Chabot College

Vision, Mission, and Value Statements

Approved May 26, 2004 by Institutional Planning and Budget Council (IPBC)

Adopted July 1, 2004 by College Council

Vision

Chabot College is a learning-centered institution with a culture of thoughtfulness and academic excellence, committed to creating a vibrant community of life-long learners.

Mission

Chabot College is a public comprehensive community college that prepares students to succeed in their education, progress in the workplace, and engage in the civic and cultural life of the global community. The college furthers student learning and responds to the educational needs of our local population and economy. The college serves as an educational leader, contributing its resources to the intellectual, cultural, physical, and economic vitality of the region. Recognizing that learning is a life-long journey, the college provides opportunities for the intellectual enrichment and physical well-being of all community members who can benefit.

Values

The college's vision and mission are supported by the following collective values:

LEARNING AND TEACHING

- supporting a variety of teaching philosophies and learning modalities
- providing an environment conducive to intellectual curiosity and innovation
- encouraging collaboration that fosters learning
- engaging in ongoing reflection on learning, by students and by staff
- cultivating critical thinking in various contexts
- supporting the development of the whole person

COMMUNITY AND DIVERSITY

- building a safe and supportive campus community
- treating one another with respect, dignity, and integrity
- practicing our work in an ethical and reflective manner
- honoring and respecting cultural diversity
- encouraging diversity in our curriculum and community of learners

INDIVIDUAL AND COLLECTIVE RESPONSIBILITY

- taking individual responsibility for our own learning
- cultivating a sense of social and individual responsibility
- developing reflective, responsible and compassionate citizens
- playing a leadership role in the larger community
- embracing thoughtful change and innovation

**CHABOT-LAS POSITAS COMMUNITY COLLEGE DISTRICT
TENTATIVE BUDGET
2013-14**

General Fund	2012-13	2012-13	2013-14
Chabot College - Total	<u>Adoption Budget</u>	<u>Projection</u>	<u>Tentative Budget</u>
Revenue			
State Revenue			
Apportionment & Revenue Split via Model	\$ 35,864,267	\$ 35,718,143	\$ 36,047,525
Other State Revenue	3,438,248	3,485,944	3,684,791
Local Revenue	4,116,658	3,369,183	3,750,998
Federal Revenue	<u>3,322,939</u>	<u>2,704,111</u>	<u>2,707,590</u>
Total Revenue	46,742,112	45,277,382	46,190,904
Transfers In			
Admin & Fiscal/Sab Leave	85,277	85,277	171,415
Other	<u>245,892</u>	<u>329,930</u>	<u>331,650</u>
Total Transfers In	<u>331,169</u>	<u>415,207</u>	<u>503,065</u>
Total Revenue and Transfers In	\$ 47,073,281	\$ 45,692,589	\$ 46,693,969
Expenditures			
Academic Salaries	\$ 23,837,065	\$ 24,847,271	\$ 23,951,459
Classified Salaries	7,269,976	7,007,825	7,100,831
Benefits	10,211,001	9,335,054	9,506,268
Supplies	620,085	594,106	256,726
Services	4,065,498	2,844,647	5,565,992
Capital Outlay	16,902	192,481	4,297
Other Outgo/Payment to Students	<u>378,449</u>	<u>218,438</u>	<u>-</u>
Total Expenditures	46,398,976	45,039,821	46,385,573
Transfers Out			
Admin & Fiscal/Athletic Ins/Sab Leave	168,707	168,707	171,415
Other	<u>100,000</u>	<u>194,000</u>	<u>136,982</u>
Total Transfers Out	<u>268,707</u>	<u>362,707</u>	<u>308,397</u>
Total Expenditures and Transfers Out	\$ 46,667,683	\$ 45,402,528	\$ 46,693,970
Increase/(Decrease) in Fund Balance	<u>\$ 405,598</u>	<u>\$ 290,061</u>	<u>\$ -</u>

**CHABOT-LAS POSITAS COMMUNITY COLLEGE DISTRICT
TENTATIVE BUDGET
2013-14**

General Fund Chabot College - Unrestricted	<u>2012-13 Adoption Budget</u>	<u>2012-13 Projection</u>	<u>2013-14 Tentative Budget</u>
Revenue			
State Revenue			
Apportionment & Revenue Split via Model	\$ 35,864,267	\$ 35,718,143	\$ 36,047,525
Other State Revenue	222,480	222,480	147,987
Local Revenue	3,138,997	2,517,902	2,856,193
Federal Revenue	<u>1,200</u>	<u>115,000</u>	<u>1,200</u>
Total Revenue	39,226,944	38,573,525	39,052,905
Transfers In			
Admin & Fiscal/Sab Leave	85,277	85,277	171,415
Other	<u>245,892</u>	<u>329,930</u>	<u>331,650</u>
Total Transfers In	<u>331,169</u>	<u>415,207</u>	<u>503,065</u>
Total Revenue and Transfers In	\$ 39,558,113	\$ 38,988,732	\$ 39,555,970
Expenditures			
Academic Salaries	\$ 23,038,101	\$ 23,411,522	\$ 23,579,839
Classified Salaries	5,799,919	5,080,458	5,530,647
Benefits	9,221,599	8,319,658	8,631,899
Supplies	256,187	210,599	256,726
Services	564,911	1,262,986	1,244,165
Capital Outlay	<u>3,091</u>	<u>50,740</u>	<u>4,297</u>
Total Expenditures	38,883,808	38,335,964	39,247,573
Intrafund Transfers Out			
Admin & Fiscal/Athletic Ins/Sab Leave	168,707	168,707	171,415
Other	<u>100,000</u>	<u>194,000</u>	<u>136,982</u>
Total Intrafund Transfers Out	<u>268,707</u>	<u>362,707</u>	<u>308,397</u>
Total Expenditures and Transfers Out	\$ 39,152,515	\$ 38,698,671	\$ 39,555,970
Increase/(Decrease) in Fund Balance	<u>\$ 405,598</u>	<u>\$ 290,061</u>	<u>\$ -</u>

**CHABOT-LAS POSITAS COMMUNITY COLLEGE DISTRICT
TENTATIVE BUDGET
2013-14**

General Fund Chabot College - Restricted	<u>2012-13 Adoption Budget</u>	<u>2012-13 Projection</u>	<u>2013-14 Tentative Budget</u>
Revenue			
State Revenue			
Other State Revenue	\$ 3,215,768	\$ 3,263,464	\$ 3,536,804
Local Revenue	977,661	851,281	894,805
Federal Revenue	<u>3,321,739</u>	<u>2,589,111</u>	<u>2,706,390</u>
Total Revenue	7,515,168	6,703,857	7,137,999
Transfers In			
Other	<u>\$ -</u>	<u>\$ -</u>	<u>\$ -</u>
Total Revenue and Transfers In	\$ 7,515,168	\$ 6,703,857	\$ 7,137,999
Expenditures			
Academic Salaries	\$ 798,964	\$ 1,435,750	\$ 371,620
Classified Salaries	1,470,057	1,927,366	1,570,184
Benefits	989,402	1,015,396	874,369
Supplies	363,898	383,507	
Services	3,500,587	1,581,660	4,321,827
Capital Outlay	13,811	141,741	
Other Outgo/Payment to Students	<u>378,449</u>	<u>218,438</u>	<u>-</u>
Total Expenditures	7,515,168	6,703,857	7,137,999
Transfers Out			
Other	<u>-</u>	<u>-</u>	<u>-</u>
Total Transfers Out	<u>-</u>	<u>-</u>	<u>-</u>
Total Expenditures and Transfers Out	\$ 7,515,168	\$ 6,703,857	\$ 7,137,999
Increase/(Decrease) in Fund Balance	<u>\$ -</u>	<u>\$ -</u>	<u>\$ -</u>

LAS POSITAS COLLEGE

**3000 Campus Hill Drive
Livermore, California 94551
(925) 424-1000
www.laspositascollege.edu**

Las Positas College

Institutional Principles

Mission Statement

Las Positas College is an inclusive learning-centered institution providing educational opportunities and support for completion of students' transfer, degree, basic skills, career-technical, and retraining goals.

Vision Statement Las Positas College strives to be California's premier Community College, setting the standard through opportunities for developing knowledge, skills, values, and abilities that foster engaged and contributing members of the society.

Values Statement

Las Positas College thrives as a teaching and learning community committed to integrity and excellence. To nourish this environment and the communities served, we:

- ❖ promote and celebrate lifelong learning;
- ❖ anticipate and meet the needs of the ever-changing workplace;
- ❖ demonstrate social and environmental responsibility;
- ❖ promote tolerance and mutual respect in a diverse community;
- ❖ foster a climate of discovery and creativity; and
- ❖ hold firm to the belief that each of us makes an astonishing difference.

Strategic Goals

1. Provide excellence in teaching, student learning, services to students, and scholarship by providing state of the art learning facilities, equipment, supplies and resources, and staffing. (Teaching and Learning)
2. Increase recognition of Las Positas College as a premier institution of innovative higher education that prepares talented, competent, and engaged members of the community. (Institutional Advancement)
3. Ensure the highest level of service to students and the community through continuous and purposeful evaluation of programs and services that situates student learning, community responsiveness, and employee engagement as the center of all we do. (Accountability)
4. Offer cutting edge educational opportunities designed to accelerate the economic development of the Tri-Valley region. (Economic Development)
5. Provide excellence in the stewardship of the community's investment in Las Positas College and expand the institution's capacity to apply resources to meet the needs of students, staff, and faculty through strategic assessment and resource allocation. (Resource Development and Allocation)
6. Commit to excellence in teaching, student learning, and scholarship by expanding professional development for all employees and nurturing the intellectualism within the campus culture. (Academic and Professional Excellence)
7. Serve a diverse college community by maintaining and expanding an environment of accessibility, equality, and social justice. (Diversity and Pluralism)
8. Craft a culture of collective responsibility through an enhancement of College processes and systems, reinforcing internal communication, integrating internal planning processes that promote coordination and accountability, and strengthening a sense of community and collaboration internally and within the District. (Communication and Infrastructure)
9. Serve as a catalyst for enhanced community life through outreach, partnerships, services, and significant contributions to quality arts, cultural, wellness and vitality experiences and activities in the Tri-Valley. (Community Life)
10. Engage in sustainable stewardship and community leadership as an institution through our use of products and technology, our practices and curriculum, our policies, and our philosophy as represented through institutional culture and leadership. (Sustainability)

**CHABOT-LAS POSITAS COMMUNITY COLLEGE DISTRICT
TENTATIVE BUDGET
2013-14**

General Fund	2012-13	2012-13	2013-14
Las Positas College - Total	<u>Adoption Budget</u>	<u>Projection</u>	<u>Tentative Budget</u>
Revenue			
State Revenue			
Apportionment & Revenue Split via Model	\$ 23,284,211	\$ 23,374,442	\$ 25,241,765
Other State Revenue	1,792,699	1,775,858	1,700,347
Local Revenue	1,924,544	2,223,940	2,343,256
Federal Revenue	<u>1,125,438</u>	<u>954,381</u>	<u>1,013,800</u>
Total Revenue	28,126,892	28,328,620	30,299,168
Transfers In			
Admin & Fiscal/Sab Leave	93,270	93,270	164,133
Other	<u>160,084</u>	<u>191,623</u>	<u>-</u>
Total Transfers In	<u>253,354</u>	<u>284,893</u>	<u>164,133</u>
Total Revenue and Transfers In	\$ 28,380,246	\$ 28,613,514	\$ 30,463,301
Expenditures			
Academic Salaries	\$ 14,825,696	\$ 15,962,905	\$ 16,442,908
Classified Salaries	5,032,404	5,327,246	5,033,808
Benefits	6,460,516	6,266,984	6,177,953
Supplies	316,578	429,820	268,171
Services	2,607,664	1,292,600	2,761,147
Capital Outlay	-	56,026	12,631
Other Outgo/Payment to Students	<u>-</u>	<u>94,398</u>	<u>-</u>
Total Expenditures	29,242,858	29,429,980	30,696,619
Transfers Out			
Admin & Fiscal/Athletic Ins/Sab Leave	94,156	94,156	164,133
Other	<u>150,846</u>	<u>196,991</u>	<u>452,549</u>
Total Transfers Out	<u>245,002</u>	<u>291,147</u>	<u>616,682</u>
Total Expenditures and Transfers Out	\$ 29,487,860	\$ 29,721,127	\$ 31,313,301
Increase/(Decrease) in Fund Balance	<u>\$ (1,107,614)</u>	<u>\$ (1,107,614)</u>	<u>\$ (850,000)</u>

**CHABOT-LAS POSITAS COMMUNITY COLLEGE DISTRICT
TENTATIVE BUDGET
2013-14**

General Fund Las Positas College - Unrestricted	2012-13 <u>Adoption Budget</u>	2012-13 <u>Projection</u>	2013-14 <u>Tentative Budget</u>
Revenue			
State Revenue			
General Apportionment	\$ 23,284,211	\$ 23,374,442	\$ 25,241,765
Other State Revenue	148,320	148,320	59,234
Local Revenue	<u>1,442,000</u>	<u>1,777,461</u>	<u>1,926,256</u>
Total Revenue	24,874,531	25,300,223	27,227,255
Transfers In			
Admin & Fiscal/Sab Leave	93,270	93,270	164,133
Other	<u>160,084</u>	<u>186,503</u>	<u>-</u>
Total Transfers In	<u>253,354</u>	<u>279,773</u>	<u>164,133</u>
Total Revenue and Transfers In	\$ 25,127,885	\$ 25,579,996	\$ 27,391,388
Expenditures			
Academic Salaries	\$ 14,635,291	\$ 15,497,884	\$ 16,296,512
Classified Salaries	4,457,635	4,009,410	4,391,899
Benefits	6,083,486	5,843,557	5,849,653
Supplies	316,578	200,000	268,171
Services	497,507	813,622	805,839
Capital Outlay	-	29,490	12,631
Other Outgo/Payment to Students	<u>-</u>	<u>2,500</u>	<u>-</u>
Total Expenditures	25,990,497	26,396,463	27,624,706
Intrafund Transfers Out			
Admin & Fiscal/Sab Leave	94,156	94,156	164,133
Other	<u>150,846</u>	<u>196,991</u>	<u>452,549</u>
Total Intrafund Transfers Out	<u>245,002</u>	<u>291,147</u>	<u>616,682</u>
Total Expenditures and Transfers Out	\$ 26,235,499	\$ 26,687,610	\$ 28,241,388
Increase/(Decrease) in Fund Balance	<u>\$ (1,107,614)</u>	<u>\$ (1,107,614)</u>	<u>\$ (850,000)</u>

**CHABOT-LAS POSITAS COMMUNITY COLLEGE DISTRICT
TENTATIVE BUDGET
2013-14**

General Fund	2012-13	2012-13	2013-14
Las Positas College - Restricted	<u>Adoption Budget</u>	<u>Projection</u>	<u>Tentative Budget</u>
Revenue			
State Revenue			
Other State Revenue	\$ 1,644,379	\$ 1,627,538	\$ 1,641,113
Local Revenue	482,544	446,479	417,000
Federal Revenue	<u>1,125,438</u>	<u>954,381</u>	<u>1,013,800</u>
Total Revenue	\$ 3,252,361	\$ 3,028,397	\$ 3,071,913
Intrafund Transfers In			
Other	<u>\$ -</u>	<u>\$ 5,120</u>	<u>\$ -</u>
Total Revenue and Transfers In	\$ 3,252,361	\$ 3,033,518	\$ 3,071,913
Expenditures			
Academic Salaries	\$ 190,405	\$ 465,021	\$ 146,396
Classified Salaries	574,769	1,317,836	641,909
Benefits	377,030	423,427	328,300
Supplies	-	229,820	-
Services	2,110,157	478,978	1,955,308
Capital Outlay	-	26,536	-
Other Outgo/Payment to Students	<u>-</u>	<u>91,898</u>	<u>-</u>
Total Expenditures	\$ 3,252,361	\$ 3,033,517	\$ 3,071,913
Transfers Out			
Other	<u>\$ -</u>	<u>\$ -</u>	<u>\$ -</u>
Total Expenditures and Transfers Out	\$ 3,252,361	\$ 3,033,517	\$ 3,071,913
Increase/(Decrease) in Fund Balance	<u><u>\$ -</u></u>	<u><u>\$ -</u></u>	<u><u>\$ -</u></u>

***CONTRACT EDUCATION/
ECONOMIC DEVELOPMENT***

DISTRICT SERVICES

MAINTENANCE & OPERATIONS

**7600 Dublin Blvd., 3rd Floor
Dublin, California 94568
(925) 484-5208
www.clpccd.org**

**CHABOT-LAS POSITAS COMMUNITY COLLEGE DISTRICT
TENTATIVE BUDGET
2012-13**

General Fund	2011-12	2011-12	2012-13
District Svcs/M&O/Contract Ed - Total	<u>Adoption Budget</u>	<u>Projection</u>	<u>Tentative Budget</u>
Revenue			
State Revenue			
General Apportionment	\$ 16,434,810	\$ 16,241,208	\$ 14,204,627
Other State Revenue	164,188	608,926	164,188
Local Revenue	3,491,197	3,489,703	2,960,555
Federal Revenue	<u>3,481,716</u>	<u>3,218,808</u>	<u>-</u>
Total Revenue	23,571,911	23,558,645	17,329,370
Transfers In			
Admin & Fiscal/Sab Leave	-	-	-
Other	<u>759,052</u>	<u>1,124,958</u>	<u>-</u>
Total Transfers In	<u>759,052</u>	<u>1,124,958</u>	<u>-</u>
Total Revenue and Transfers In	\$ 24,330,963	\$ 24,683,603	\$ 17,329,370
Expenditures			
Academic Salaries	\$ 241,138	\$ 271,543	\$ 242,653
Classified Salaries	9,136,865	9,103,138	9,114,120
Benefits	4,565,887	4,221,940	4,415,934
Supplies	842,752	701,153	809,000
Services	7,703,452	8,499,378	2,741,164
Capital Outlay	35,458	35,510	6,500
Other Outgo/Payment to Students	<u>-</u>	<u>-</u>	<u>-</u>
Total Expenditures	22,525,552	22,832,662	17,329,370
Transfers Out			
Admin & Fiscal/Athletic Ins/Sab Leave	-	-	-
Other	<u>618,826</u>	<u>984,407</u>	<u>-</u>
Total Transfers Out	<u>618,826</u>	<u>984,407</u>	<u>-</u>
Total Expenditures & Transfers Out	23,144,378	23,817,069	17,329,370
Budget Reductions	<u>-</u>	<u>-</u>	<u>-</u>
Total Expenditures and Transfers Out	\$ 23,144,378	\$ 23,817,069	\$ 17,329,370
Increase/(Decrease) in Fund Balance	<u>\$ 1,186,585</u>	<u>\$ 866,533</u>	<u>\$ -</u>

**CHABOT-LAS POSITAS COMMUNITY COLLEGE DISTRICT
TENTATIVE BUDGET
2013-14**

General Fund	2012-13	2012-13	2013-14
District Svcs/M&O/Contract Ed - Unrestricted	<u>Adoption Budget</u>	<u>Projection</u>	<u>Tentative Budget</u>
Revenue			
State Revenue			
General Apportionment	\$ 16,434,810	\$ 16,241,208	\$ 14,204,627
Other State Revenue	155,853	600,591	155,853
Local Revenue	<u>2,394,170</u>	<u>2,517,484</u>	<u>1,940,555</u>
Total Revenue	18,984,833	19,359,283	16,301,035
Transfers In			
Other	<u>759,052</u>	<u>1,124,958</u>	<u>-</u>
Total Transfers In	<u>759,052</u>	<u>1,124,958</u>	<u>-</u>
Total Revenue and Transfers In	\$ 19,743,885	\$ 20,484,241	\$ 16,301,035
Expenditures			
Academic Salaries	\$ 241,138	\$ 271,543	\$ 242,653
Classified Salaries	8,500,277	8,409,222	8,488,726
Benefits	4,205,615	3,915,137	4,089,048
Supplies	826,430	657,517	805,000
Services	4,748,382	6,132,110	2,669,108
Capital Outlay	<u>35,458</u>	<u>35,426</u>	<u>6,500</u>
Total Expenditures	18,557,300	19,420,955	16,301,035
Intrafund Transfers Out			
Admin & Fiscal/Athletic Ins/Sab Leave	-	-	-
Local 1% Reserve	-	-	-
Other	<u>-</u>	<u>-</u>	<u>-</u>
Total Intrafund Transfers Out	<u>-</u>	<u>-</u>	<u>-</u>
Total Expenditures and Transfers Out	\$ 18,557,300	\$ 19,420,955	\$ 16,301,035
Increase/(Decrease) in Fund Balance	<u>\$ 1,186,585</u>	<u>\$ 1,063,286</u>	<u>\$ -</u>

**CHABOT-LAS POSITAS COMMUNITY COLLEGE DISTRICT
TENTATIVE BUDGET
2013-14**

General Fund	2012-13	2012-13	2013-14
District Svcs/M&O/Contract Ed - Restricted	<u>Adoption Budget</u>	<u>Projection</u>	<u>Tentative Budget</u>
Revenue			
State Revenue			
Other State Revenue	\$ 8,335	\$ 8,335	\$ 8,335
Local Revenues	1,097,027	972,219	1,020,000
Federal Revenues	<u>3,481,716</u>	<u>3,218,808</u>	<u>-</u>
Total Revenue	\$ 4,587,078	\$ 4,199,362	\$ 1,028,335
Expenditures			
Classified Salaries	\$ 636,588	\$ 693,916	\$ 625,394
Benefits	360,272	306,803	326,886
Supplies	16,322	43,636	4,000
Services	2,955,070	2,367,268	72,056
Capital Outlay	-	84	-
Other Outgo/Payment to Students	<u>-</u>	<u>-</u>	<u>-</u>
Total Expenditures	3,968,252	3,411,707	1,028,335
Intrafund Transfers Out			
Other	<u>618,826</u>	<u>984,407</u>	<u>-</u>
Total Intrafund Transfers Out	<u>618,826</u>	<u>984,407</u>	<u>-</u>
Total Expenditures & Transfers Out	4,587,078	4,396,114	1,028,335
Increase/(Decrease) in Fund Balance	<u>\$ -</u>	<u>\$ (196,752)</u>	<u>\$ -</u>

**CHABOT-LAS POSITAS COMMUNITY COLLEGE DISTRICT
TENTATIVE BUDGET
2013-14**

General Fund Contract Ed - Unrestricted	2012-13 <u>Adoption Budget</u>	2012-13 <u>Projection</u>	2013-14 <u>Tentative Budget</u>
Revenue			
State Revenue			
Other State Revenue	\$ 155,853	\$ 155,853	\$ 155,853
			-
Local Revenue	<u>1,537,055</u>	<u>1,881,030</u>	<u>1,877,555</u>
Total Revenue	1,692,908	2,036,883	2,033,408
Transfers In			
Other	<u>618,826</u>	<u>984,407</u>	<u>-</u>
Total Transfers In	<u>618,826</u>	<u>984,407</u>	<u>-</u>
Total Revenue and Transfers In	\$ 2,311,734	\$ 3,021,290	\$ 2,033,408
Expenditures			
Academic Salaries	\$ -	\$ -	\$ -
Classified Salaries	569,876	549,808	564,061
Benefits	240,662	217,863	229,978
Supplies	-	47,333	-
Services	<u>788,198</u>	<u>1,636,486</u>	<u>1,239,369</u>
Total Expenditures	1,598,736	2,451,490	2,033,408
Intrafund Transfers Out			
Admin & Fiscal/Athletic Ins/Sab Leave			
Other	<u>-</u>	<u>-</u>	<u>-</u>
Total Intrafund Transfers Out	<u>-</u>	<u>-</u>	<u>-</u>
Total Expenditures and Transfers Out	\$ 1,598,736	\$ 2,451,490	\$ 2,033,408
Increase/(Decrease) in Fund Balance	<u>\$ 712,998</u>	<u>\$ 569,800</u>	<u>\$ -</u>

**CHABOT-LAS POSITAS COMMUNITY COLLEGE DISTRICT
TENTATIVE BUDGET
2013-14**

General Fund Contract Ed - Restricted	<u>2012-13 Adoption Budget</u>	<u>2012-13 Projection</u>	<u>2013-14 Tentative Budget</u>
Revenue			
State Revenue			
Other State Revenue	\$ -	\$ -	\$ -
Federal Revenues	<u>3,481,716</u>	<u>3,218,808</u>	<u>-</u>
Total Revenue	\$ 3,481,716	\$ 3,218,808	\$ -
Expenditures			
Academic Salaries	\$ -	\$ -	\$ -
Classified Salaries	-	-	-
Benefits	-	-	-
Supplies	-	-	-
Services	2,862,890	2,234,401	-
Other Outgo/Payment to Students	<u>-</u>	<u>-</u>	<u>-</u>
Total Expenditures	2,862,890	2,234,401	-
Transfers Out			
Other	<u>\$ 618,826</u>	<u>\$ 984,407</u>	<u>\$ -</u>
Total Transfers Out	<u>\$ 618,826</u>	<u>\$ 984,407</u>	<u>\$ -</u>
Total Expenditures	<u>\$ 3,481,716</u>	<u>\$ 3,218,808</u>	<u>\$ -</u>
Increase/(Decrease) in Fund Balance	<u>\$ -</u>	<u>\$ -</u>	<u>\$ -</u>

**CHABOT-LAS POSITAS COMMUNITY COLLEGE DISTRICT
TENTATIVE BUDGET
2013-14**

General Fund District Services - Unrestricted	<u>2012-13 Adoption Budget</u>	<u>2012-13 Projection</u>	<u>2013-14 Tentative Budget</u>
Revenue			
State Revenue			
Apportionment & Revenue Split via Model	\$ 7,888,953	\$ 7,843,528	\$ 7,829,027
Other State Revenue		444,738	
Local Revenue	<u>832,115</u>	<u>636,308</u>	<u>63,000</u>
Total Revenue	8,721,068	8,924,574	7,892,027
Transfers In			
Other	<u>91,000</u>	<u>91,325</u>	<u>-</u>
Total Transfers In	<u>91,000</u>	<u>91,325</u>	<u>-</u>
Total Revenue and Transfers In	\$ 8,812,068	\$ 9,015,899	\$ 7,892,027
Expenditures			
Academic Salaries	\$ 241,138	\$ 271,543	\$ 242,653
Classified Salaries	4,474,050	4,502,521	4,423,763
Benefits	2,090,182	1,976,402	2,065,572
Supplies	90,993	59,062	54,000
Services	1,587,441	2,387,166	1,099,539
Capital Outlay	<u>35,458</u>	<u>33,726</u>	<u>6,500</u>
Total Expenditures	\$ 8,519,262	\$ 9,230,420	\$ 7,892,027
Transfers Out			
Other	<u>-</u>	<u>-</u>	<u>-</u>
Total Transfers Out	<u>\$ -</u>	<u>\$ -</u>	<u>\$ -</u>
Total Expenditures & Transfers Out	<u>8,519,262</u>	<u>9,230,420</u>	<u>7,892,027</u>
Increase/(Decrease) in Fund Balance	<u>\$ 292,806</u>	<u>\$ (214,521)</u>	<u>\$ -</u>

**CHABOT-LAS POSITAS COMMUNITY COLLEGE DISTRICT
TENTATIVE BUDGET
2013-14**

General Fund District Services - Restricted	<u>2012-13 Adoption Budget</u>	<u>2012-13 Projection</u>	<u>2013-14 Tentative Budget</u>
Revenue			
State Revenue			
Other State Revenue	\$ 8,335	\$ 8,335	\$ 8,335
Local Revenue	<u>1,097,027</u>	<u>972,219</u>	<u>1,020,000</u>
Total Revenue	\$ 1,105,362	\$ 980,554	\$ 1,028,335
Expenditures			
Classified Salaries	\$ 636,588	\$ 693,916	\$ 625,394
Benefits	360,272	306,803	326,886
Supplies	16,322	43,636	4,000
Services	92,180	132,868	72,056
Capital Outlay	-	84	-
Other Outgo/Payment to Students	<u>-</u>	<u>-</u>	<u>-</u>
Total Expenditures	\$ <u>1,105,362</u>	\$ <u>1,177,306</u>	\$ <u>1,028,335</u>
Total Expenditures	\$ <u>1,105,362</u>	\$ <u>1,177,306</u>	\$ <u>1,028,335</u>
Increase/(Decrease) in Fund Balance	<u><u>\$ -</u></u>	<u><u>\$ (196,752)</u></u>	<u><u>\$ -</u></u>

**CHABOT-LAS POSITAS COMMUNITY COLLEGE DISTRICT
TENTATIVE BUDGET
2013-14**

General Fund	2012-13	2012-13	2013-14
Maintenance & Operations - Unrestricted	<u>Adoption Budget</u>	<u>Projection</u>	<u>Tentative Budget</u>
Revenue			
State Revenue			
Apportionment & Revenue Split via Model	\$ 8,545,857	\$ 8,397,680	\$ 6,375,600
Local Revenue	<u>25,000</u>	<u>146</u>	<u>-</u>
Total Revenue	8,570,857	8,397,826	6,375,600
Transfers In			
Other	<u>49,226</u>	<u>49,226</u>	<u>-</u>
Total Transfers In	<u>49,226</u>	<u>49,226</u>	<u>-</u>
Total Revenue and Transfers In	\$ 8,620,083	\$ 8,447,052	\$ 6,375,600
Expenditures			
Classified Salaries	\$ 3,456,351	\$ 3,356,893	\$ 3,500,902
Benefits	1,874,771	1,720,872	1,793,498
Supplies	735,437	551,122	751,000
Services	2,372,743	2,108,458	330,200
Capital Outlay	<u>-</u>	<u>1,700</u>	<u>-</u>
Total Expenditures	\$ 8,439,302	\$ 7,739,045	\$ 6,375,600
Transfers Out			
Other	<u>-</u>	<u>-</u>	<u>-</u>
Total Transfers Out	<u>\$ -</u>	<u>\$ -</u>	<u>\$ -</u>
Total Expenditures & Transfers Out	<u>8,439,302</u>	<u>7,739,045</u>	<u>6,375,600</u>
Increase/(Decrease) in Fund Balance	<u>\$ 180,781</u>	<u>\$ 708,007</u>	<u>\$ -</u>

**CHABOT-LAS POSITAS COMMUNITY COLLEGE DISTRICT
TENTATIVE BUDGET
2013-14**

General Fund	2012-13	2012-13	2013-14
District Central Services - Unrestricted	<u>Adoption Budget</u>	<u>Projection</u>	<u>Tentative Budget</u>
Revenue			
State Revenue			
General Apportionment	\$ 6,046,474	\$ 6,046,474	\$ 9,789,772
Total Revenue	6,046,474	6,046,474	9,789,772
Transfers In			
Admin & Fiscal/Sab Leave	262,863	262,863	-
Other	684,288	684,288	-
Total Transfers In	947,151	947,151	-
Total Revenue and Transfers In	\$ 6,993,625	\$ 6,993,625	\$ 9,789,772
Expenditures			
Academic Salaries			
Classified (Board Member Comp)	\$ -	\$ -	\$ 36,100
Benefits	-	-	80,490
RUMBL Benefits	5,296,797	5,296,797	5,799,993
SERP Payments	749,677	749,677	749,677
Supplies			78,500
Services	-	-	3,045,012
Total Expenditures	6,046,474	6,046,474	9,789,772
Transfers Out			
Admin & Fiscal/Athletic Ins/Sab Leave	178,547	178,547	-
Other	500,000	500,000	-
Total Transfers Out	678,547	678,547	-
Total Expenditures & Transfers Out	\$ 6,725,021	\$ 6,725,021	\$ 9,789,772
Increase/(Decrease) in Fund Balance	\$ 268,604	\$ 268,604	\$ -

CHABOT-LAS POSITAS COMMUNITY COLLEGE DISTRICT
TENTATIVE BUDGET
2013-14

Cafeteria Fund
2013-2014

The Cafeteria Fund is the fund designated to receive all moneys from the sale of food or for any other services performed by the cafeteria when recovery of the cost of providing such services is not the objective of the governing board. If vending is an integral part of the district's food service, the activity should be recorded in this fund. Costs...may include the cost of housing and equipping the cafeteria and the cost of replacement of equipment and utilities if the governing board elects to subsidize such costs. The intent of the CCR §59013 appears to be for the food service operation to be a cost recovery rather than a revenue-producing activity.

If the district and/or college contract for its cafeteria operations and the contractor assumes all responsibilities for the operation, then the revenues, except for those which must be placed in a debt service fund, shall be treated as General Fund Unrestricted revenues.

California Community Colleges Budget and Accounting Manual

BUDGET ASSUMPTIONS:

REVENUES

2013-14 estimated revenues are based on past performance and/or contractual agreements.

EXPENDITURES

These expenses are for the maintenance of the cafeterias at the colleges. The expenses for 2013-14 consist of salary and benefit expenses for custodial services.

All commissions from vending machine sales are transferred to the Associated Students of Chabot College.

**CHABOT-LAS POSITAS COMMUNITY COLLEGE DISTRICT
TENTATIVE BUDGET
2013-14**

Cafeteria Fund	2012-13	2012-13	2013-14
District Total	<u>Adoption Budget</u>	<u>Projection</u>	<u>Tentative Budget</u>
Revenue			
Cafeteria Operations	\$ 38,785	\$ 58,357	\$ 50,684
Vending Commissions	3,400	6,303	6,000
Interest	<u>250</u>	<u>200</u>	<u>250</u>
Total Revenue	42,435	64,860	56,934
Transfers In	<u>-</u>	<u>-</u>	<u>-</u>
Total Revenue and Transfers In	\$ 42,435	\$ 64,860	\$ 56,934
Expenditures			
Classified Salaries	\$ 27,972	\$ 25,507	\$ 25,119
Benefits	17,201	10,529	14,538
Services	<u>-</u>	<u>35</u>	<u>-</u>
Total Expenditures	\$ 45,172	\$ 36,071	\$ 39,657
Increase/(Decrease) in Fund Balance	\$ (2,738)	\$ 28,789	\$ 17,277
Beginning Balance	\$ 29,909	\$ 29,909	\$ 58,698
Ending Balance	<u>\$ 27,171</u>	<u>\$ 58,698</u>	<u>\$ 75,974</u>

**CHABOT-LAS POSITAS COMMUNITY COLLEGE DISTRICT
TENTATIVE BUDGET
2013-14**

Cafeteria Fund Chabot College	<u>2012-13 Adoption Budget</u>	<u>2012-13 Projection</u>	<u>2013-14 Tentative Budget</u>
Revenue			
Cafeteria Operations	\$ 35,684	\$ 26,335	\$ 35,684
Interest	<u>50</u>	<u>-</u>	<u>50</u>
Total Revenue	35,734	26,335	35,734
Transfers In	<u>-</u>	<u>-</u>	<u>-</u>
Total Revenue and Transfers In	\$ 35,734	\$ 26,335	\$ 35,734
Expenditures			
Classified Salaries	\$ 21,918	\$ 19,461	\$ 19,073
Benefits	13,816	7,190	11,200
Services	<u>-</u>	<u>35</u>	<u>-</u>
Total Expenditures	<u>\$ 35,734</u>	<u>\$ 26,687</u>	<u>\$ 30,273</u>
Increase/(Decrease) in Fund Balance	\$ -	\$ (352)	\$ 5,461
Beginning Balance	<u>\$ -</u>	<u>\$ -</u>	<u>\$ (352)</u>
Ending Balance	<u><u>\$ -</u></u>	<u><u>\$ (352)</u></u>	<u><u>\$ 5,109</u></u>

**CHABOT-LAS POSITAS COMMUNITY COLLEGE DISTRICT
TENTATIVE BUDGET
2013-14**

Cafeteria Fund Las Positas College	<u>2012-13 Adoption Budget</u>	<u>2012-13 Projection</u>	<u>2013-14 Tentative Budget</u>
Revenue			
Cafeteria Operations	\$ 3,100	\$ 32,022	\$ 15,000
Vending Commissions	3,400	6,303	6,000
Interest	<u>200</u>	<u>200</u>	<u>200</u>
Total Revenue	\$ 6,700	\$ 38,525	\$ 21,200
Expenditures			
Classified Salaries	\$ 6,053	\$ 6,046	\$ 6,046
Benefits	<u>3,384</u>	<u>3,338</u>	<u>3,338</u>
Total Expenditures	\$ 9,438	\$ 9,384	\$ 9,384
Increase/(Decrease) in Fund Balance	\$ (2,738)	\$ 29,141	\$ 11,816
Beginning Balance	\$ 29,909	\$ 29,909	\$ 59,050
Ending Balance	<u>\$ 27,171</u>	<u>\$ 59,050</u>	<u>\$ 70,866</u>

CHABOT-LAS POSITAS COMMUNITY COLLEGE DISTRICT
TENTATIVE BUDGET
2013-14

Child Development Fund
2013-2014

The Child Development Fund is the fund designated to account for all revenues for, or from the operation of, child care and development services, including student fees for child development services. Costs incurred in the operation and maintenance of the child care and development services are paid from this fund. However, those segments of child care and development activities that are part of the instructional activity of the college or district must be accounted for in the General Fund.

California Community Colleges Budget and Accounting Manual

BUDGET ASSUMPTIONS:

REVENUES

Revenues for the support of the child development center come from several sources including fees paid by parents, State preschool grants, Federal Head-start and local programs.

There is an Interfund Transfer in amounts of \$136,982 and \$151,104 from Chabot College and Las Positas College, respectively, to maintain a balanced budget.

EXPENDITURES

The expenditures for the operation of the child development center include the salaries and benefits of the staff and necessary supplies, such as learning materials and food for the children.

**CHABOT-LAS POSITAS COMMUNITY COLLEGE DISTRICT
TENTATIVE BUDGET
2013-14**

Child Development Fund District Total	<u>2012-13 Adoption Budget</u>	<u>2012-13 Projection</u>	<u>2013-14 Tentative Budget</u>
Revenue			
State Revenue	\$ 413,109	\$ 405,000	\$ 593,000
Child Care Fees	163,290	182,518	185,000
Federal Revenue	472,003	297,000	285,000
Local Revenues	<u>50,000</u>	<u>-</u>	<u>-</u>
Total Revenue	1,098,402	884,518	1,063,000
Transfers In			
Transfer from Unrestricted for Deficit	250,846	390,991	288,086
Other Transfers	<u>-</u>	<u>-</u>	<u>-</u>
Total Transfers In	<u>250,846</u>	<u>390,991</u>	<u>288,086</u>
Total Revenue and Transfers In	\$ 1,349,248	\$ 1,275,509	\$ 1,351,086
Expenditures			
Classified Salaries	\$ 765,291	\$ 786,690	\$ 857,916
Benefits	451,612	399,319	408,170
Supplies	86,000	54,500	67,000
Services	16,344	5,000	18,000
Other Outgo	<u>30,000</u>	<u>30,000</u>	<u>-</u>
Total Expenditures	1,349,248	1,275,509	1,351,086
Transfers Out	<u>\$ -</u>	<u>\$ -</u>	<u>\$ -</u>
Total Expenditures and Transfers Ou	\$ 1,349,248	\$ 1,275,509	\$ 1,351,086
Increase/(Decrease) in Fund Balance	\$ -	\$ -	\$ -
Beginning Balance	\$ -	\$ -	\$ -
Ending Balance	<u>\$ -</u>	<u>\$ -</u>	<u>\$ -</u>

**CHABOT-LAS POSITAS COMMUNITY COLLEGE DISTRICT
TENTATIVE BUDGET
2013-14**

Child Development Fund Chabot College	<u>2012-13 Adoption Budget</u>	<u>2012-13 Projection</u>	<u>2013-14 Tentative Budget</u>
Revenue			
State Revenue	\$ 413,109	\$ 405,000	\$ 593,000
Child Care Fees	13,290	15,000	15,000
Federal Revenue	<u>472,003</u>	<u>297,000</u>	<u>285,000</u>
Total Revenue	\$ 898,402	\$ 717,000	\$ 893,000
Transfers In			
Transfer from Unrestricted for Deficit	100,000	194,000	136,982
Other Transfers	<u>-</u>	<u>-</u>	<u>-</u>
Total Transfers In	<u>100,000</u>	<u>194,000</u>	<u>136,982</u>
Total Revenue and Transfers In	\$ 998,402	\$ 911,000	\$ 1,029,982
Expenditures			
Classified Salaries	\$ 554,834	\$ 570,000	\$ 648,554
Benefits	319,223	260,000	304,428
Supplies	81,000	50,000	62,000
Services	13,344	1,000	15,000
Other Outgo	<u>30,000</u>	<u>30,000</u>	<u>-</u>
Total Expenditures	998,402	911,000	1,029,982
Transfers Out	<u>-</u>	<u>-</u>	<u>-</u>
Total Expenditures and Transfers Out	\$ 998,402	\$ 911,000	\$ 1,029,982
Increase/(Decrease) in Fund Balance	\$ -	\$ -	\$ -
Beginning Balance	\$ -	\$ -	\$ -
Ending Balance	<u><u>\$ -</u></u>	<u><u>\$ -</u></u>	<u><u>\$ -</u></u>

**CHABOT-LAS POSITAS COMMUNITY COLLEGE DISTRICT
TENTATIVE BUDGET
2013-14**

Child Development Fund Las Positas College	<u>2012-13 Adoption Budget</u>	<u>2012-13 Projection</u>	<u>2013-14 Tentative Budget</u>
Revenue			
Child Care Fees	\$ 150,000	\$ 160,000	\$ 170,000
Local Revenues	<u>50,000</u>	<u>-</u>	<u>-</u>
Total Revenue	\$ 200,000	\$ 160,000	\$ 170,000
Transfers In			
Transfer from Unrestricted for Deficit	<u>150,846</u>	<u>203,509</u>	<u>151,104</u>
Total Transfers In	<u>150,846</u>	<u>203,509</u>	<u>151,104</u>
Total Revenue and Transfers In	\$ 350,846	\$ 363,509	\$ 321,104
Expenditures			
Classified Salaries	\$ 210,457	\$ 216,690	\$ 209,363
Benefits	132,389	139,319	103,741
Supplies	5,000	4,500	5,000
Services	<u>3,000</u>	<u>3,000</u>	<u>3,000</u>
Total Expenditures	\$ 350,846	\$ 363,509	\$ 321,104
Increase/(Decrease) in Fund Balance	\$ -	\$ -	\$ -
Beginning Balance	<u>\$ -</u>	<u>\$ -</u>	<u>\$ -</u>
Ending Balance	<u><u>\$ -</u></u>	<u><u>\$ -</u></u>	<u><u>\$ -</u></u>

CHABOT-LAS POSITAS COMMUNITY COLLEGE DISTRICT
TENTATIVE BUDGET
2013-14

Self Insurance Fund
2013-2014

The Self-Insurance Fund is the fund designated by EC §81602 to account for income and expenditures of self-insurance programs authorized by EC §72506(d). This fund is maintained in the county treasury and used to provide for payments on deductible types of insurance policies, losses or payments arising from self-insurance programs, and losses or payments due to noninsured perils.

The Self-Insurance Fund shall operate as an Internal Service Fund using accounting principles specified in GASB Statement No. 10, "Accounting and Financial Reporting for Risk Financing and Related Insurance Issues". In accordance with Internal Service Funds accounting, the Self-Insurance Fund shall charge other funds for their proportionate share of the estimated premiums, claims and expenses incurred plus contingencies, and reflect the receipt of money as revenue.

California Community Colleges Budget and Accounting Manual

This fund is also referred to as the Retiree Unfunded Medical Benefit Liability (RUMBL) Fund. The District pays for the cost of medical benefits for qualified retirees. An actuarial study determined that the annual expense for these benefits would eventually rise to a level that could not be supported by the District's normal operating budget. The annual increase in expenses is due to a combination of the increasing number of retirees and the increasing cost of the medical benefits.

The transfer amount for 2013-14 has been increased to \$5,799,993 to approximate actual annual cost.

BUDGET ASSUMPTIONS:

REVENUES

Sources of revenue are interest income and a transfer from the General Fund.

EXPENDITURES

The expenditures are based on the actual number of retirees and potential increase in medical benefit costs.

**CHABOT-LAS POSITAS COMMUNITY COLLEGE DISTRICT
TENTATIVE BUDGET
2013-14**

Self Insurance Fund (RUMBL)	2012-13	2012-13	2013-14
District Total	<u>Adoption Budget</u>	<u>Projection</u>	<u>Tentative Budget</u>
Revenue			
Contract Services	\$ 5,296,797	\$ 5,296,797	\$ 5,799,993
Interest	<u>10,000</u>	<u>6,580</u>	<u>7,000</u>
Total Revenue	\$ 5,306,797	\$ 5,303,377	\$ 5,806,993
Expenditures			
Services	<u>\$ 5,296,797</u>	<u>\$ 5,100,147</u>	<u>\$ 5,799,993</u>
Total Expenditures	<u>\$ 5,296,797</u>	<u>\$ 5,100,147</u>	<u>\$ 5,799,993</u>
Increase/(Decrease) in Fund Balance	\$ 10,000	\$ 203,230	\$ 7,000
Beginning Balance	<u>\$ 366,035</u>	<u>\$ 366,035</u>	<u>\$ 569,265</u>
Ending Balance	<u><u>\$ 376,035</u></u>	<u><u>\$ 569,265</u></u>	<u><u>\$ 576,265</u></u>

In 2011-12, \$2,489,841 was transferred from the Self Insurance Fund (RUMBL) to the General Fund.

CHABOT-LAS POSITAS COMMUNITY COLLEGE DISTRICT
TENTATIVE BUDGET
2013-14

**Measure B Funds
2013-2014**

The General Obligation Bond Fund is designated to account for the proceeds from the sale of bonds under Proposition 39, and the related expenditures related to the acquisition and construction of projects voted and approved by the local property owners.

The proceeds from the sale of bonds are deposited with the county treasury and recorded as Other Financing Sources. Moneys may only be expended for the purposes authorized by the language of the Proposition 39 Bond voter approved ballot measure. As there may be several projects on-going at any moment in time, multiple sub funds of the General Obligation Bond Fund may be used, but all projects and sub funds will be rolled up and reported to the Chancellor's Office as one fund.

Expenditures are typically recorded in the 6000 object code related to the Acquisition and Construction of the approved project. Expenditures for Construction management and other contracted services are recorded within the 5000 object code and approved salaries and benefits are recorded within the applicable 2000 and 3000 object code. All costs associated with the construction of buildings and other capital projects are to be accumulated for capitalization and depreciation upon completion of the project in accordance with the district capitalization policy. Projects may span over an accounting period; therefore detail record keeping is required to ensure the proper cost accumulation for individual projects.

Capital projects financed through the General Obligation Bonds may require matching funds from state or local sources. These matching funds should be accounted for within the proper fund of the district utilizing an identifying project code to allow for the accumulation of the total cost of the project.

California Community Colleges Budget and Accounting Manual

On March 2, 2004, Alameda County voters and those Contra Costa County voters within the District's boundaries approved Measure B, the \$498 million dollar Chabot-Las Positas Community College District capital improvement (construction) bond. The measure passed with a 59% yes vote.

The first bond issuance, Series "A" Bonds in the amount of \$100 million was issued in July of 2004.

Series A Bonds were refunded (2006 General Obligations Refunding Bonds) in March 2006 with an issuance premium of about \$14 million.

On October 17, 2006, the balance of \$398 million was issued as Series B and C. Series B and C were refunded (2016 Crossover Refunding) in March 2013. The remaining bond proceeds are invested in the Alameda County Treasurer's investment pool.

The repayment of the bond is through the property tax levy of \$19.88 per \$100,000 of assessed valuation.

The Facilities Modernization Program funded by Measure B continued to achieve significant progress. As of June 30, 2013, Chabot College with 32 projects valued at \$254.2M is 84% complete, Las Positas College with 27 projects valued at \$238.5M is 87% complete and there are 20 District wide projects valued at \$110.6M 64% complete.

For Fiscal Year 2013/2014 we have budgeted \$38M in program expenditures. Projects at the forefront of this years' spending are:

- Physical Education Complex Buildings, CC (\$4.6M)
- Classroom Buildings 1700, 1800, CC (\$4M)
- Energy Projects, DW (\$4M)
- Buildings 100, 700, 900, 1300, 1700 Renovations/Repurposing, LPC (\$4M)
- Buildings 1100, 1500, 2000, CC (\$2.1M)
- Student Services & Central Administration, LPC (\$1.8M)
- Building 3400, Automotive Technology, CC (\$1.7M)
- Library Building, CC (\$1.2M)
- Dublin Education Center Phase III, DW (\$1.1M)
- Student Union/Cafeteria - 2300, CC (\$1.1M)
- 30+ Other Projects District wide (\$12.4M)

**CHABOT-LAS POSITAS COMMUNITY COLLEGE DISTRICT
TENTATIVE BUDGET
2013-14**

Measure B Capital Project Fund District Total	<u>2012-13 Adoption Budget</u>	<u>2012-13 Projection</u>	<u>2013-14 Tentative Budget</u>
Revenue			
Interest	\$ 365,350	\$ 332,755	\$ 125,842
Total Revenue	\$ 365,350	\$ 332,755	\$ 125,842
Expenditures			
Classified Salaries	\$ 646,945	\$ 580,636	\$ 600,065
Benefits	275,401	211,572	232,974
Supplies	15,000	5,942	10,000
Services	1,400,000	1,249,967	1,000,000
Capital Outlay	51,672,654	39,454,990	36,202,134
Other Outgo	3,990,000	3,990,027	-
Total Expenditures	\$ 58,000,000	\$ 45,493,133	\$ 38,045,173
Increase/(Decrease) in Fund Balance	\$ (57,634,650)	\$ (45,160,378)	\$ (37,919,331)
Beginning Balance	\$ 168,097,866	\$ 168,097,866	\$ 122,937,488
Ending Balance	\$ 110,463,216	\$ 122,937,488	\$ 85,018,156

CHABOT-LAS POSITAS COMMUNITY COLLEGE DISTRICT
TENTATIVE BUDGET
2013-14

Capital Projects Fund
2013-2014

The Capital Outlay Projects Fund is used to account for the accumulation and expenditure of moneys for the acquisition or construction of significant capital outlay items, and Scheduled Maintenance and Special Repairs...projects. In general, this fund shall be established and maintained in the appropriate county treasury and moneys shall be used only for capital outlay purposes.

The Capital Outlay Projects Fund is used to account for the receipt and expenditure of State Funded capital projects, scheduled maintenance projects. As legal and contractual requirements will vary from one project or class of projects to another, an individual capital outlay project sub fund may be established for each authorized project or bond issue, as necessary. However, in reporting fund balances and operations in the *Annual Financial and Budget Report* (CCFS-311) all capital outlay project sub funds are to be combined.

California Community Colleges Budget and Accounting Manual

Construction Projects

Chabot College

- Math-Science Building 1700/1800 Modernization

Scheduled Maintenance

It should be noted that the State is not currently funding specific scheduled maintenance projects and has suspended funding for the Block Grant and Physical Plant and Instructional Support programs.

**CHABOT-LAS POSITAS COMMUNITY COLLEGE DISTRICT
TENTATIVE BUDGET
2013-14**

Capital Projects Fund District Total	<u>2012-13 Adoption Budget</u>	<u>2012-13 Projection</u>	<u>2013-14 Tentative Budget</u>
Revenue			
State Revenue	\$ 4,478,400	\$ 4,089,028	
Local Revenue	1,762,247	1,626,000	1,700,000
Interest	<u>20,000</u>	<u>11,000</u>	<u>10,000</u>
Total Revenue	\$ 6,260,647	\$ 5,726,028	\$ 1,710,000
Expenditures			
Supplies	\$ 5,885	\$ 5,941	\$ 6,000
Services	374,873	532,316	350,000
Capital Outlay	4,891,000	2,139,237	3,878,669
Other Outgo	435,000	434,648	
Interfund Transfers	<u>684,288</u>	<u>834,288</u>	<u>-</u>
Total Expenditures	\$ 6,391,047	\$ 3,946,430	\$ 4,234,669
Increase/(Decrease) in Fund Balance	\$ (130,400)	\$ 1,779,598	\$ (2,524,669)
Beginning Balance	\$ <u>6,309,050</u>	\$ <u>6,309,050</u>	\$ <u>8,088,648</u>
Ending Balance	\$ <u><u>6,178,650</u></u>	\$ <u><u>8,088,648</u></u>	\$ <u><u>5,563,980</u></u>

CHABOT-LAS POSITAS COMMUNITY COLLEGE DISTRICT
ADOPTION BUDGET
2013-14

Special Reserve Fund
2013-2014

The Property Sale Fund accounts for the monies received for the sale of District owned property in Castro Valley (Nike site).

Property Sale Fund

The only source of revenues for this fund is interest earned on the balance in the fund. Interest income will decrease as the fund balance decreases. Interest income varies based on rates earned in the county's pooled investment.

In 2008-09, each campus was allocated \$500,000 to be used in accordance with the Board approved Public Art initiative. Chabot College has nearly completed its projects. All \$500,000 allocated to Las Positas College is carried forward.

**CHABOT-LAS POSITAS COMMUNITY COLLEGE DISTRICT
TENTATIVE BUDGET
2013-14**

Special Reserve Funds (Nike Project, COP) District Total	<u>2012-13 Adoption Budget</u>	<u>2012-13 Projection</u>	<u>2013-14 Tentative Budget</u>
Revenue			
Local Revenues	\$ -	\$ -	\$ -
Interest	<u>12,000</u>	<u>4,515</u>	<u>5,000</u>
Total Revenue	\$ 12,000	\$ 4,515	\$ 5,000
Expenditures			
Academic Salaries	\$ -	\$ -	\$ -
Benefits	-	-	-
Supplies	-	308	-
Services	-	676	-
Capital Outlay	<u>594,670</u>	<u>86,807</u>	<u>514,489</u>
Total Expenditures	\$ 594,670	\$ 87,791	\$ 514,489
Increase/(Decrease) in Fund Balance	\$ (582,670)	\$ (83,277)	\$ (509,489)
Beginning Balance	\$ <u>3,426,502</u>	\$ <u>3,426,502</u>	\$ <u>3,343,225</u>
Ending Balance	\$ <u><u>2,843,832</u></u>	\$ <u><u>3,343,225</u></u>	\$ <u><u>2,833,736</u></u>

CHABOT-LAS POSITAS COMMUNITY COLLEGE DISTRICT
TENTATIVE BUDGET
2013-14

Budget Development Calendar 2013-14

Key Dates

January 10	Governor's January Budget Proposal
May 14	Governor's May Revise
March 15	DBSG Recommendation to Chancellor of the new Allocation Model
March 19	Board approval of new Allocation Model
June 1	DBSG Recommendation
June 30	Tentative Budget Due to the State
September 15	Adoption Budget Due to the State



Chabot-Las Positas Community College District

FUNDING ALLOCATION MODEL

Board of Trustees Meeting
March 19, 2013

*Lorenzo Legaspi
Vice Chancellor
Business Services*

Presentation Summary

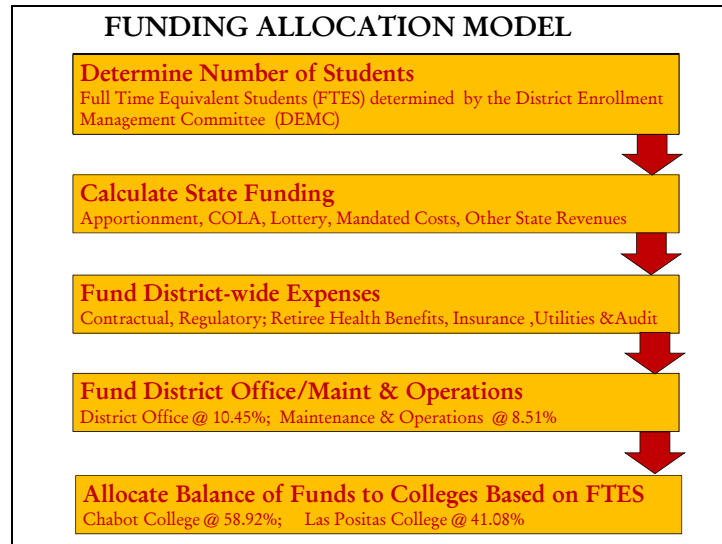
Funding Allocation Model

What this Model Gives Us

Recommended Board Action

DBSG Members - A BIG THANK YOU!!!

Questions or Comments



- What This Model Gives US**
-
- ✓ Treats all employees fairly
 - ✓ Simple to understand
 - ✓ It is Revenue Based
 - ✓ Puts money out to Colleges
 - ✓ The College Budget Committees are empowered to make decisions
 - ✓ We are all responsible to live within our means
 - ✓ Promotes accountability and transparency district-wide
 - ✓ Incorporates a process to build back our RUMBL and Reserve
 - ✓ Addresses ACCJC Accreditation Recommendations

Recommended Board Action

- Approve the Funding Allocation Model recommended by the District Budget Study Group (DBSG) to the Chancellor who is bringing this recommendation forward. It is a three (3) year budget cycle from 2013-14 to 2015-16 to be reviewed annually
- Authorize the Chancellor to develop Board Policy and Administrative Procedures utilizing the appropriate shared governance processes to implement the model beginning FY 2013-14
- Conduct an External Study of District Operations (District Office and Maintenance & Operations) to determine the appropriate size of district operations to support the colleges. This study is to be completed within the FY 2013-14

District Budget Study Group Members

Chabot College

Andrea Preciado

Charlotte Lofft

Connie Willis

Dale Wagoner

Dave Fouquet

Gerald Shimada

Gordon Watt

Kathy Kelley

Ming-Lun Ho

Susan Sperling

Yvonne Wu-Craig

District Budget Study Group Members

Las Positas College

Bob D'Elena
Diana Rodriguez
Heidi Ulrech
Janice Noble
Justin Garoupa
Kevin Walthers
LaVaughn Hart
Natasha Lang
Sarah Thompson
Sandeep Sidhu
Todd Steffan

District Budget Study Group Members

District Office & M&O

Barbara Yesnosky
Joanne Bishop-Wilbur
Judy Hutchinson
Judy Walters
Linda Wilson
Lorenzo Legaspi
Pedro RuizDe Castilla
Pushpa Swamy
Tim Nelson

And others who attended and participated over the last 49 meetings

Fiscal Year 13-14 Tentative Phase

Shaded cells require input

	<u>TOTAL</u>	<u>CHABOT</u>	<u>LPC</u>	<u>CCR</u>	<u>DIST OFC</u>	<u>M&O</u>	<u>CK TOTAL</u>
VERSION 1.2 - INPUT PAGE							
STEP 1 - FTES (DEMC)							
Funded FTES	16,202	9,546	6,656				16,202
% Split		58.92%	41.08%				
STEP 2 - Revenue							
General Apportionment	\$73,242,101						
Restoration/Growth	\$691,487						
Lottery (unrestricted)	\$2,026,192						
COLA	\$1,149,901						
Mandated costs (revenue per FTES)	\$453,656						
Other state fac reimbursement	\$410,684						
Subtotal	\$77,974,021						
D Foundation	\$7,309,669						
E Total Revenue	\$85,283,690						
STEP 3A - Committed Costs							
Subsidized Prog Units (Nurse, DH, etc)	\$575,000						
Contractual, Committed, Regulatory	\$9,789,772						
Other							
Total	\$10,364,772						
STEP 3B - Remaining Balance							
Step 2E less Step 3A	\$74,918,918						

	<u>Prev Year</u>	<u>Rate</u>
	\$72,372,782	
	\$0	
	\$2,005,070	
	\$0	1.57%
	\$55,230	
	\$426,412	\$28
	\$414,030	
	\$75,273,524	
	\$7,196,681	1.57%

VERSION 1.2 - ASSIGNMENT OF REVENUES

NEW STEP - Distribution of items from 3A above		575,000		9,789,772			10,364,772
STEP 4 - Allocated Costs	12,818,714				7,065,167	5,753,547	12,818,714
% of 3B - enter % to calculate amount	18.96%				10.45%	8.51%	
STEP 5 - Remaining Revenue Balance							
Step 3B less Step 4	62,100,204						
STEP 6 - Foundation Allocation							
A Amount assigned	7,309,669	3,189,942	2,733,813		763,860	622,053	7,309,668
	100.00%	43.64%	37.40%		10.45%	8.51%	
B Amount remaining							
Step 5 less Step 6A	54,790,535						
STEP 7 - Distribution of remaining revenue							
Step 6B * FTES % split	54,790,535	32,282,583	22,507,952				54,790,535

ck 85,283,689

CLPCCD Allocation of FTEF by FTES (2013-14)

DEMC APPROVED
1-Feb-13

Scenario: Target 1% Restoration above BASE

Current BASE (2012-13 Funding Level) >> **16,042 FTES**

FTES TARGET for 2013-14 >> **16,202 FTES**

1.00%
Difference to BASE

Apportionment Base >> 9,451.9

Chabot College 58.92% **TARGET: 9,546.2** FTES

	FTES TARGET	WSCH/ FTES	WSCH	WSCH/ FTEF	Allocated FTEF
Non-Credit Projection	40.0	30.50	1220	950	1.3
Nursing & Dental Hygiene >>	230.0	30.43	6999	220	31.8
CREDIT: Main Group >>	9276.2	30.69	284687	530	537.1
Lab Load Factor Adjustment >>					5.0
TOTAL	9546.2	30.68	292906	509.2	575.2
					% 59.662%

Apportionment Base >> 6,590.1

Las Positas College 41.08% **TARGET: 6,655.8** FTES

	FTES TARGET	WSCH/ FTES	WSCH	WSCH/ FTEF	Allocated FTEF
Non-Credit Projection	35.0	30.50	1068	950	1.1
CREDIT: Main Group >>	6620.8	30.82	204052	530	385.0
Lab Load Factor Adjustment >>					2.8
TOTAL	6655.8	30.82	205120	527.4	388.9
					40.338%

District Totals

	FTES %	FTES TARGET	WSCH/ FTES	WSCH	WSCH/ FTEF	Allocated FTEF
NON-CREDIT	0.46%	75.0	30.50	2288	950.0	2.4
CREDIT	99.54%	16127.0	30.74	495739	519.7	954.0
Lab Load Factor Adjustment >>					7.8	
District TOTAL >>>	100.00%	16202.0	30.74	498026	516.5	964.2

Chabot/Las Positas CCD

Handling of the FON

New Allocation Model

February 2013

Under the existing allocation model the FON (faculty obligation number) has been managed as a district and not necessarily linked to the funded FTES levels of the colleges. Under the new model the intention is to link FON to the funded levels of FTES for both financial fairness and programmatic integrity.

Based on Fall 2012 information the required FON is 277. The district reported 278.21 with 176.48 at Chabot and 101.72 at Las Positas. This is a ratio between the colleges of 63.44% for Chabot and 36.56% at Las Positas. The funded FTES ratios are 58.92% for Chabot and 41.08% at Las Positas.

Bringing the FON split into alignment with the FTES will require Las Positas to increase its full time faculty by 12 FTE and Chabot could reduce its full time faculty FTE by the same number. The colleges could elect to support a higher number than the FON requires if it so chooses and can afford to do so within its resource allocation.

	Chabot		Las Positas	
	FTE	Ratio	FTE	Ratio
Current FTE	176.48	63.44%	101.72	36.56%
New Model FON	<u>163.20</u>	58.92%	<u>113.80</u>	41.08%
Changes in FTE	(12.00)		12.00	
FTE Above FON	1.28			

To accomplish the realignment of the FON Chabot will be able to reduce its full time faculty while Las Positas increases its number. There needs to be coordination of these actions so that the district is able to maintain its required FON. Because there are 12 positions affected and there is a district-wide desire to implement the new model in the 2013-14 fiscal year, the FTE faculty changes will need to be incremental.

Requiring immediate compliance with this realignment would be detrimental since Chabot will not be able to reduce its FTE as quickly as Las Positas might be able to hire. This puts budgetary pressure on Chabot and adds costs unnecessarily.

A combination of the following actions will be utilized to move the two colleges into a closer alignment of their full time faculty FTE requirements under the FON.

1. If Chabot has funded faculty vacancies that can remain unfilled or addressed through adjunct faculty, then Las Positas will hire the equivalent number of FTE. This mechanism would remain in place until there is a balance in the FON between the colleges.
2. As the district is required to increase FON due to FTES restoration or growth, Las Positas will be required to hire the requisite number of new faculty called for in the new FON calculation. This mechanism would remain in place until there is a balance in the FON between the colleges.
3. If there are full time faculty members at Chabot willing to transfer to Las Positas and Las Positas has a need and is willing to accept such a transfer and it is in compliance with the FA contract, then faculty could be reassigned to Las Positas from Chabot as a means of addressing this issue.
4. Based on the number of positions, within the 12 to be realigned, being maintained by Chabot to sustain the FON, Las Positas will transfer to Chabot \$69,xxx for the 2013-14 fiscal year. The amount would be recalculated for 2014-15 and 2015-16 based on the number of positions still being continued by Chabot as an offset to the Las Positas shortage on its FON ratio.

VARIOUS OPTIONS ON POINT NUMBER 5

5. A.
It is the district's desire to complete this realignment within the next three budget cycles, 2013-14, 2014-15 and 2015-16, however circumstances may not allow the district to fully achieve the adjustment within that timeframe.
- B.
Stay silent and delete this point
- C.
The district will develop a timeline and procedures to accomplish the shift.
- D.
CLPCCD is committed to maintaining the District FON level and is committed to internal equity in distribution of both the costs and benefits of full time faculty on each campus. The District Administration will work with the colleges to establish business processes that restore the balance of full time faculty to each campus. These business processes will provide guidelines for the following (not comprehensive and not necessarily in order of operation):
 - a. Metrics for evaluating the fiscal impact on each college of adding

faculty

- b. A process to provide voluntary (for faculty) and mutually beneficial (for the colleges) transfers of existing faculty
- c. A process to evaluate transfer of vacant, funded faculty positions in a manner that balances equitable distribution against programmatic needs.
- d. A process for annually calculating an internal FON distribution based on FTES
- e. A process for allocating new, full time faculty that come as a result in an increase in the FON
- f. An annual report on the steps taken and progress made toward balancing the internal FON

DRAFT

FUNDING ALLOCATION MODEL



Determine Number of Students	Funded FTES for 2013-14 BASE FTES (P1 12-13)	16,202 16,052.86	<i>Assumptions</i> Growth @ 1% COLA @ 1.57%
	STEP 1 FUNDED FTES RATIOS	<u>CHABOT</u> 9,546 58.92%	<u>LAS POSITAS</u> 6,656 41.08%
Calculate State Funding	STEP 2 APPORTIONMENT		\$82,393,158
	Foundation w COLA Growth COLA (exclude Foundation) Gen'l Apport (Enrollment Fees/Taxes/GA) LOTTERY (\$126.22 @ 16052.86 P1 12-13) MANDATED COSTS (\$28 @ 16,202) OTHER STATE FAC REIMB ALLOCATION REVENUES		\$7,309,669 \$691,487 \$1,149,901 \$73,242,101 \$2,026,192 \$453,656 \$410,684 \$85,283,690
Fund District-wide Expenses	STEP 3A Nursing/Dental Hygiene/Special Programs Contractual, Committed, Regulatory Costs * funded based on 230 program FTES @ \$2,500 each		-\$9,789,772 -\$575,000 * -\$10,364,772
	STEP 3B (Step 2 less Step 3A)		\$74,918,918
Fund District Office & Maintenance	STEP 4 DISTRICT OFFICE OPERATION	-10.45%	-7,829,027 DISTRICT RATIO
	MAINTENANCE/OPERATIONS STEP 5 REMAINDER STEP 6 TOTAL BALANCE FOR STEP 7	-8.51%	-6,375,601 M&O RATIO \$60,714,290 -\$5,923,755 \$54,790,535
Allocate Balance of Funds to Colleges Based on FTES Ratio	STEP 6 FOUNDATION ALLOCATION	<u>CHABOT</u> \$3,189,942	<u>LAS POSITAS</u> \$2,733,613
	STEP 7 FTES RATIOS FORMULA ALLOCATION TOTAL ALLOCATION	<u>\$32,282,583</u> <u>\$36,047,525</u> \$36,047,525	<u>\$22,507,952</u> <u>\$25,241,765</u> \$25,241,765
	STEP 8 LOCAL REVENUES TO BE ADDED <i>Implementation Phase Adjustments</i> FON POSITION ADJ 5@ \$60,289 CHABOT NURS/DENTAL AUGMENT		\$301,445 -\$301,445 <u>\$575,000</u>

District Budget Study Group

Judy E. Walters – Interim Chancellor
Lorenzo Legaspi – Vice Chancellor, Business Services
Jeffrey Kingston – Vice Chancellor, Education Planning
Wyman Fong – Vice Chancellor, Human Resources
Susan Sperling – President, Chabot College
Kevin Walthers – President, Las Positas College
Connie Willis - V.P. Business Services
Designee - Natasha Lang - V.P. Business Services
Dale Wagoner (Interim) - V.P Academic Services
Janice Noble - V.P Academic Services
Diana Rodriguez - V.P. Student Services
Gerald Shimada (Interim) - V.P. Student Services
Barbara Yesnosky- Director Business Services
Tim Nelson - Director - M&O
Judy Hutchinson - Budget Officer - Ex Officio
Pushpa Swamy – Business Operations Coordinator- Ex Officio
Dave Fouquet - Faculty Association
LaVaughn Hart - Faculty Association
Kathy Kelley - Faculty Senate
Charlotte Lofft - Faculty Senate
Ming-Lun Ho - Faculty Senate
Sarah Thompson - Faculty Senate
Bob D'Elena - Faculty Senate
Justin Garoupa - Faculty Senate
Todd Steffan - Classified Senate
Joanne Bishop-Wilbur - Classified Senate
Yvonne Wu-Craig - Classified Senate
Pedro RuizDe Castilla – Classified
Heidi Ulrech - Classified
Gordon Watt - Classified
Designee - Linda Wilson – SEIU
Andrea Preciado- Student
Sundeep Sidhu- Student

Common Terminology

50 Percent Law: The “50 Percent Law”, as defined in *Education Code* Section 84362 and *California Code of Regulations* Section 59200 et seq., requires California Community College districts to spend each fiscal year 50% of the current expense of education for payment of salaries of classroom instructors. The intent of the statute is to limit class size and contain the relative growth of administrative and non-instructional costs. The *Annual Financial and Budget Report* (CCFS-311) includes actual data on the district’s current expense of education and compliance with the 50% Law. (See Current Expense of Education.)

Abatement: A complete or partial cancellation of an item of income or expenditure.

Academic Employee: A district employee who is required to meet minimum academic standards as a condition of employment.

Account Code: A sequence of numbers and/or letters assigned to ledger accounts to classify transactions by fund, object, activity, etc.

Accounting: (1) The special field concerned with the design and implementation of procedures for the accumulation and reporting of financial data. (2) The process of identifying, measuring, and communicating financial information to permit informed judgments and decisions by users of the information.

Accounting Period: Any period of time at the end of which a district determines its financial position and results of operations.

Accounting Procedures: All processes which identify, record, classify, and summarize financial information to produce reports and to provide internal control.

Accounting System: The total structure of records and procedures which identify, record, classify, and report information on the financial operations of an agency through its funds, account groups, and organizational components.

Accounts Payable: A short-term liability account reflecting amounts due to others for goods and services received prior to the end of an accounting period (includes amounts billed, but not paid). Most of these definitions are from *Governmental Accounting, Auditing, and Financial Reporting* (GAAFR).

Accounts Receivable: An asset account reflecting amounts due from others for goods and services provided prior to the end of an accounting period (includes amounts advanced but not repaid).

Accrual Basis: The method of accounting which calls for recognizing revenue/gains and

expenses/losses in the accounting period in which the transactions occur regardless of the timing of the related cash flows. (Contrast with Cash Basis.)

Activity: A set of institutional functions or operations related to an academic discipline or a grouping of services.

Actuarial Report: A report prepared by an actuary to determine the financial impact of risks and uncertainties. Generally used to determine the required contributions of post employment benefits or self insured liabilities.

Administrator: For the purpose of *Education Code* Section 84362, “Administrator” means any employee in a position having significant responsibilities for formulating district policies or administering district programs.

Ad Valorem Tax: A tax based on the assessed value of real estate or personal property.

Agency Fund: A fund used to account for assets held by a governmental unit as an agent for individuals, private organizations, other governments, and/or other funds; for example, taxes collected and held by the county for a college district.

Allocation: Division or distribution of resources according to a predetermined plan.

Amortization: (1) The portion of the cost of a limited-life or intangible asset charged as an expense during a particular period. (2) The reduction of debt by regular payments of principal and interest sufficient to retire the debt by maturity.

Annual Appropriation Limit (Gann Limit): In California, all governmental jurisdictions, including community college districts, must compute an annual appropriation limit based on the amount in prior years adjusted for changes in population, cost-of-living, and other factors, if applicable (Article XIII-B of the *State Constitution*).

Annuity: A series of equal money payments made, or received, at equal intervals during a designated period of time.

Apportionment: Allocation of State or Federal aid, district taxes, or other moneys to community college districts or other governmental units.

Apportionment Notice: A document notifying community college districts of moneys deposited on their behalf with the county treasurer.

Appraisal: An estimate of value made by the use of systematic procedures based upon physical inspection and inventory, engineering studies, and other economic factors.

Appropriation: A legal authorization granted by a legislative or governing body to make expenditures and incur obligations for a specified time and purpose.

Appropriation for Contingencies: That portion of current fiscal year’s budget not appropriated

for any specific purpose and held subject to intra budget transfer, i.e., transfer to other specific appropriations as needed during the fiscal year.

Appropriation Ledger: A set of accounts for amounts allocated or budgeted. Such accounts usually show the amount originally appropriated, transfers to or from other accounts, amounts charged against the appropriation, encumbrances, unencumbered balances, and other related information.

Arbitrage: Classically, the simultaneous purchase and sale of the same or an equivalent security in order to profit from price discrepancies. In government finance, the most common occurrence of arbitrage involves the investment of the proceeds from the sale of tax-exempt securities in a taxable money market instrument that yields a higher rate, resulting in interest revenue in excess of interest costs.

Assessed Valuation: Value placed upon personal and real property by a governmental unit as a basis for levying taxes.

Assessment: (1) The process of making the official valuation of property for purposes of taxation. (2) The valuation placed upon property as a result of this process.

Assessment Roll: In the case of real property, the official list containing the legal description of each parcel of property and its assessed valuation. The name and address of the last known owner are usually listed. In the case of personal property, the assessment roll is the official list containing the name and address of the owner, a description of the personal property, and its assessed value.

Asset: A probable future economic benefit obtained or controlled by an entity as a result of past transactions or events. (See also Current assets and Fixed assets.)

Associated Students Fund: The fund designated to account for moneys held in trust by the district for student body associations.

Audit: An official examination and verification of financial statements and related documents, records, and accounts for the purpose of determining the propriety of transactions, whether transactions are recorded properly, and whether statements drawn from accounts reflect an accurate picture of financial operations and financial status. Audit procedures may also include examination and verification of compliance with applicable laws and regulations, economy and efficiency of operations, and effectiveness in achieving program results. The general focus of the annual audit conducted on the district is usually a financial statement examination and compliance audit.

Auditors' Opinion: A statement signed by an auditor which states that she or he has examined

the financial statements of the entity in accordance with generally accepted auditing standards (with exceptions, if any) and expresses an opinion on the financial position and results of operations of an entity.

Automated Clearing House (ACH): A nationwide banking network that provides for electronic distribution and settlement of funds.

Auxiliary Enterprise: Self-supporting activities which provide non-instructional support in the form of goods and services to students, faculty, and staff upon payment of a specific user charge or fee for the goods and services provided (e. g. Student Housing, Transportation and Parking Services). The general public may be served only incidentally.

Available Cash: Cash on hand or on deposit in a given fund that is unencumbered and can be utilized for meeting current obligations.

Balance Sheet: A basic financial statement that shows assets, liabilities, and equity of an entity as of a specific date conformity with GAAP.

Balanced Budget: A budget in which receipts are equal to or greater than outlays in a fiscal period.

Basis of Accounting: A term used to refer to *when* revenues, expenditures, expenses, and transfers—and the related assets and liabilities—are recognized in the accounts and reported in the financial statements. Specifically, it relates to the *timing* of the measurements made, regardless of the nature of the measurement, on either the cash or the accrual method.

Bond: Most often, a written promise to pay a specified sum of money, called the face value, at a specified date or dates in the future, called the maturity date(s), together with periodic interest at a specified rate.

Bond Anticipation Note: Debt instrument used to secure short term financing in anticipation of a Bond issuance.

Bond Discount: The excess of the face value of a bond over the price (exclusive of accrued interest) for which it is acquired or sold.

Bond Interest and Redemption Fund: The fund designated to account for receipt and expenditure of property tax revenue specified for payment of the principal and interest on outstanding bonds of the district. (See also Revenue Bond Interest and Redemption Fund.)

Bond Premium: The excess of the purchase or sale price of a bond, exclusive of accrued interest, over its face value.

Bonded Debt: The portion of district indebtedness represented by outstanding bonds.

Bonds Authorized and Unissued: Legally authorized bonds that have not been sold.

Book Value: Value as shown in the “book” of accounts. In the case of assets subject to reduction by valuation allowances, “book value” refers to cost or stated value less any appropriate allowance. A distinction is sometimes made between “gross book value” and “net book value”, the former designating value before allowances, and the latter after their deduction. In the absence of any modifier, however, “book value” is synonymous with “net book value.”

Books of Original Entry: The ledgers in which transactions are formally recorded for the first time (e.g. the cash journal, check register, or general journal). With automated bookkeeping methods, one transaction may be recorded simultaneously in several records, one of which may be regarded as the book of original entry. Memorandum books, check stubs, files of duplicate sales invoices, etc., whereon first or prior business notations may have been made, are not books of original entry in the accepted meaning of the term, unless they are also used as the medium for direct posting to the ledgers.

Bookstore Fund: The fund designated to account for operation of the college store.

Budget: A plan of financial operation for a given period consisting of an estimate of expenditures and the proposed means of financing them. The most common assumptions of budgeting include:

Centralized Budget: This budget localized resource allocation into central operations. A strategy used to provide additional control is usually instituted when resources are reduced. This tends to be a leaner allocation since there is only a single institutional contingency needed.

Decentralized Budget: This budget process allows resource allocation to take place outside of central operations, giving greater control to the programs that have direct interaction with students. Because the contingency must be spread over a large number of departments or programs, these budgets tend to be larger than those of the same size organization with a centralized budget.

Incremental or Rollover Budget: This is the most widely used form of budgeting in higher education. It assumes that each year is relatively the same and that any new activity is an add-on. It is the most efficient, cost-effective way to budget and usually has a large centralized component. It focuses on inputs rather than outcomes.

Zero-based Budget: This type of budget assumes that each year stands on its own. All expenditures must be justified each year. This strategy creates a very lean budget with

only known expenditures present.

Formula Budget: Objective formulas based on systematic data are used to distribute resources to ensure each program or entity is receiving a fair share. This is most often used at the state level.

Planning, Programming, and Budgeting Systems (PPBS): This system focuses on cost benefits and continuous analysis of alternatives for each program and systematically links them to the strategic plan.

Incentive-Driven Budget: This budget falls into two categories. The first is used at the state level to provide up-front funding to achieve a specific outcome. The second is used in research institutes to decentralize resource allocation to the various departments so that more timely and accurate decisions can be made.

Performance-Driven Budget: This process uses performance measures to allocate resources and is used primarily at the state level. In this model the funding comes after the measures have been achieved. It has been successfully implemented in the K-12 environment.

Responsibility/or Cost Center Budget: This model recognizes that each instructional program can stand on its own and has a relative ability to generate income. This model allocates all of the revenue to each department and uses a charge back or tax to cover the expenses of the cost centers like central services.

Budget Document: The instrument used by the budget-making authority to present a comprehensive financial program to the governing authority (form CCFS-311 for California Community Colleges). Included is a balanced statement of revenues and expenditures (both actual and budgeted), as well as other exhibits.

Budgetary Control: The management of business affairs in accordance with an approved plan of estimated income and expenditures.

Budgeting: The process of allocating available resources among potential activities to achieve the objectives of an organization.

Cafeteria Fund: The fund designated to account for food services.

Capital Assets: See Fixed Assets.

Capital Outlay: The acquisition of or additions to fixed assets, including land or existing buildings, improvements of grounds, construction of buildings, additions to buildings,

remodeling of buildings, or equipment.

Capital Outlay Projects Fund: The fund designated to account for the accumulation of receipts and disbursements for the acquisition or construction of capital outlay items. A fund established under Capital Projects Funds.

Capital Projects Fund Type: Category of funds in the Governmental Funds Group used to account for the acquisition or construction of capital outlay items.

Cash: An asset account reflecting currency, checks, money orders, bank deposits, and banker's drafts either on hand or on deposit with an official or agent designated as custodian of cash. Any restrictions or limitations as to the use of cash must be indicated.

Cash Advance: Money received or paid out before the goods or services.

Cash Basis of Accounting: Method of accounting in which income and expenditures are recorded only when cash is actually received or disbursed.

Cash Collections Awaiting Deposit: Receipts on hand or in the bank awaiting deposit in the county treasury.

Cash Discount: An allowance received or given for payment made on an account within a stated period. The term is not to be confused with "trade discount."

Cash in Bank: Cash balances in bank accounts.

Cash in County Treasury: Cash balances in the county treasury.

Cash with Fiscal Agent: An asset account reflecting deposits with fiscal agents, such as a commercial bank or a trust company, designated by the district to act as a fiduciary and as the custodian of moneys relating to debt financing.

CFDA: Catalog of Federal Domestic Assistance (Website location: www.cfda.gov).

Categorical Funding: Allocations that are required to be spent in a particular way or for a designated program.

Certificate of Participation (COP): A type of financing where an investor purchases a share of the lease revenues of a program.

Certified Public Accountant: An accountant to whom a State has granted a certificate showing that he or she has met prescribed educational experience, and examination requirements designed to insure competence in the practice of public accounting. The accountant holding such a certificate is permitted to use the designation Certified Public Accountant.

Chart of Accounts: A systematic list of accounts applicable to a specific entity.

Check: A written order on a bank to pay on demand a specific sum of money to the order of the named payee(s) out of money on deposit to the credit of the maker (payor).

Child Development Fund: The fund designated to account for child development services.

Classification: Assignment of items into a system of categories.

Classification by Activity: Categorization of district activities according to the unique function or purpose served.

Classified Employee: A district employee who is not required to meet minimum academic standards as a condition of employment.

Clearing Accounts: Accounts used to accumulate total receipts for clearing prior to depositing the funds with the county treasury and distributing to the accounts to which such receipts are properly allocable.

Code: (1) A distinguishing reference number or symbol. (2) A statement of the laws of a specific field; e.g., *Education Code (EC)*, *Penal Code (PC)*, *Civil Code (CC)*, *Labor Code (LC)*, etc.

Coding: A system of numbering or otherwise designating accounts, entries, invoices, vouchers, etc., in such a manner that the symbol used reveals quickly certain required information. An example is the numbering of monthly recurring journal entries to indicate the month and the nature of the entry and the numbering of invoices or vouchers so that the number reveals the date of entry.

Cognizant Agency: The Federal agency responsible for reviewing, negotiating, and approving cost allocation plans, or indirect cost proposals developed under OMB Circular A-87 on behalf of all Federal agencies.

COLA: Cost of Living Allowance.

Commingling: To deposit or record funds in a general account without the ability to identify each specific source of funds for any expenditure

Community Services: Educational, cultural, and recreational services which an educational institution may provide for its community in addition to its credit and noncredit programs. Community college districts receive no direct State apportionment for community services.

Compensated Absences: Absences, such as vacation, and compensatory time off for which it is expected employees will be paid. The term does not encompass severance or termination pay, postretirement benefits, deferred compensation, or other long-term fringe benefits, such as group insurance, and long-term disability pay.

Construction in Progress (CIP): A general ledger account that reflects that cost of construction work undertaken on capital projects, but not completed as of the end of the accounting period.

Contingent Liabilities: Items which may become liabilities as a result of conditions

undetermined at a given date, such as guarantees, pending law suits, judgments under appeal, unsettled disputed claims, unfilled purchase orders, and uncompleted contracts. All contingent liabilities should be disclosed within the basic financial statements, including the notes thereto when there is a reasonable possibility a loss may have occurred.

Contracted Services: Services rendered by personnel who are not on the payroll of the college system, including all related expenses covered by the contract.

Contributed Capital: The permanent fund capital of a proprietary fund. Contributed capital forms one of two classifications of equity found on the balance sheet of a proprietary fund. Contributed capital is created when a residual equity transfer is received by a proprietary fund, when a fixed asset is “transferred” to a proprietary fund, or when a grant is received that is externally restricted to capital acquisition or construction. Contributions restricted to capital acquisition and construction and fixed assets received from developers and customers, as well as amounts of tap fees in excess of related costs, also would be reported in this category.

Controlling Account: A summary account, usually maintained in the general ledger, in which is recorded the aggregate of debit and credit postings to a number of identical, similar, or related accounts called subsidiary accounts. Its balance equals the sum of the balances of the detailing accounts.

Conversion Entries: Entries performed of public entities at year-end to convert the modified accrual fund financial statements into full accrual, entity-wide GASB 35 compliant financial statements.

Cost: The amount of money or other consideration exchanged for goods or services. Cost may be incurred even before money is paid; that is, as soon as liability is incurred.

Cost Accounting: The method of accounting which provides for the assembling and recording of all the elements of cost incurred to accomplish a purpose, to carry on an activity or operation, or to complete a unit of work or a specific job.

Cost of Goods Sold: The dollar amount incurred for materials, labor, etc., used in producing a good sold during the period. For example, amount paid for lumber, labor, and utilities used to manufacture a chair would be the cost of that item.

Credit: The right side of a double-entry accounting entry. A credit reduces assets or expenditures and increases income, liabilities, or fund balance.

Current Asset: Assets that are available or can be made readily available to pay for the cost of current operations or to pay current liabilities.

Current Expense of Education (CEE) – EC §84362, CCR §59200 et seq: The Unrestricted

General Fund expenditures of a community college district in Objects of Expenditure 1000 through 5000 and 6400 (Equipment Replacement Subobject) for activity codes 0100 through 6700 for the calculation of compliance with the 50% Law. Excluded from the current expense of education are expenditures for student transportation, food services, community services, lease agreements for plant and equipment, and other costs specified in law and regulations. Amounts expended from State Lottery proceeds are also excluded. (See 50 Percent Law.)

Current Liabilities: Amounts due and payable for goods and services received prior to the end of the fiscal year. Current liabilities are paid within a relatively short period of time, usually within a year.

Current Loan: A loan payable in the same fiscal year in which the money was borrowed.

Current Taxes: Taxes levied and becoming due within one year.

Debarment: An action taken by a Federal agency to exclude a person or company from participating in covered transactions. A person or company so excluded is “debarred”.

Data Processing: (1) The preparation and handling of information and data from source media through prescribed procedures to obtain such end results as classification, problem solution, summarization, and reports. (2) The preparation and handling of financial information wholly or partially by mechanical or electronic means. (See Electronic Data Processing [EDP].)

Debit: The left side of a double-entry accounting entry. A debit increases assets or expenditures and reduces income, liabilities, or fund balance.

Debt Limit: The maximum amount of bonded debt for which an entity may legally obligate itself.

Debt Service: Expenditures for the retirement of principal and interest on long-term debt.

Deferrals: State withhold of apportionment funding due to cash flow shortages.

Deferred Charges: Expenditures that are not chargeable to the fiscal period in which they are made, but that are carried as an asset on the balance sheet pending amortization or other disposition (e.g., bond issuance costs). Deferred charges differ from prepaid items in that they usually extend over a long period of time and are not regularly recurring costs of operations which are paid for prior to their occurrence. Examples include discounted bonds sold and prepaid expenses, such as insurance.

Deferred Revenue: Revenue received prior to being earned such as bonds sold at a premium, advances received on Federal or State program grants, or enrollment fees received for a subsequent period.

Deficit: (1) The excess of liabilities over assets. (2) The excess of expenditures or expenses

over revenues during an accounting period.

Deficit Factor: Applied to Apportionment Revenue based on available funding from the State Chancellor's Office.

Delinquent Taxes: Taxes remaining unpaid on or after the date on which a penalty for nonpayment is attached (see also Prior Years' Taxes).

Depreciation: Expiration in the service life of fixed assets, other than wasting assets, attributable to wear and tear, deterioration, action of the physical elements, inadequacy and obsolescence. In accounting for depreciation, the cost of a fixed asset, less any salvage value, is prorated over the estimated service life of such an asset, and each period is charged with a portion of such cost. Through this process, the entire cost of the asset is ultimately charged off as an expense.

Designated Income: Income received for a specific purpose.

Direct Activity Charges: Charges for goods or services that exclusively benefit the activity.

Direct Expenses or Costs: Expenses specifically traceable to specific goods, services, activities, programs, functions, units, or departments.

Disbursements: Payments by currency, check, or warrant (the term is not synonymous with expenditures).

Double Entry: A system of bookkeeping that maintains equality of debits and credits.

Drawdown: Process whereby a State or district requests and receives Federal funds.

Due From Other Fund: An asset account used by the lender fund to reflect short-term obligations owed by another fund.

Due To Other Fund: A liability account used by the borrowing fund to reflect short-term obligations owed to another fund.

Interest Income: A sum of money received or due to be received for the use of money loaned or invested.

Educational Administrator: *Education Code* Section 87002 and *California Code of Regulations* Section 53402(c) define "educational administrator" as an administrator who is employed in an academic position designated by the governing board of the district as having direct responsibility for supervising the operation of or formulating policy regarding the instructional or student services program of the college or district. Educational administrators include, but are not limited to, chancellors, presidents, and other supervisory, or management employees designated by the governing board as educational administrators.

Effective Interest Rate: The rate of earning on a bond investment based on the actual price

paid for the bond, the coupon rate, the maturity date, and the length of time between interest dates, in contrast with the nominal interest rate.

Electronic Data Processing (EDP): Data processing by means of electronic equipment.

Eminent Domain: The power of a government to acquire private property for public purposes. It is frequently used to obtain real property which cannot be purchased from owners in a voluntary transaction. Where the power of eminent domain is exercised, owners are compensated by the government in an amount determined by the courts.

Employee Benefits: Amounts paid by an employer on behalf of employees. Examples are group health or life insurance payments, contributions to employee retirement, district share of O.A.S.D.I. (Social Security) taxes, and workers' compensation payments. These amounts are not included in the gross salary, but are over and above. While not paid directly to employees, they are a part of the total cost of employees.

Encumbrances: Commitments related to unperformed (executory) contracts for goods or services. Used in budgeting, encumbrances are not GAAP expenditures or liabilities, but represent the estimated amount of expenditures ultimately to result if unperformed contracts in process are completed.

Enterprise Funds: A subgroup of the Proprietary Funds Group used to account for operations when the governing board has decided either that the total cost of providing goods and services on a continuing basis (expenses including depreciation) be financed or recovered primarily through user charges; or that the periodic determination of revenues earned, expenses incurred, and/or net income is appropriate for capital maintenance, public policy, management control, accountability, or other purposes.

Entitlement: The amount of payment to which an entity is entitled pursuant to an allocation formula contained in applicable statutes.

Entry: (1) The record of a financial transaction in its appropriate book of account. (2) The act of recording a transaction in the books of account.

Equipment: Tangible property with a purchase price of at least \$200 and a useful life of more than one year, other than land or buildings and improvements thereon. (See Appendix D, Guidelines for Distinguishing Between Supplies and Equipment.)

Estimated revenue: Expected receipt or accruals of moneys from revenue or nonrevenue sources during a given period.

Expendable Trust Fund: A Trust Fund whose resources, including both principal and earnings, may be expended. Expendable Trust Funds are accounted for in essentially the same manner as

governmental funds.

Expenditures: Payment of cash or cash equivalent for payroll, goods or services, or a charge against available funds in settlement of an obligation.

Expense of Education: This includes all General Fund expenditures, restricted and unrestricted, for all objects of expenditure 1000 through 5000 and all expenditures of activity from 0100 through 6700. (See also 50% Law.)

Expenses: Outflows or other using up of assets or incurrences of liabilities (or a combination of both) from delivering or producing goods, rendering services or carrying out other activities that constitute the entity's ongoing major or central operations.

Face value: The value stated on a negotiable instrument. As applied to securities, the amount stated in the security document.

Farm Operation Fund: The fund designated to account for the operation of the college farm.

Fees: Amounts collected from or paid to individuals or groups for services or for use purchase of goods or services.

Fidelity bond: A written promise to indemnify an employer for losses arising from theft, defalcation, or misappropriation of moneys by government officers and employees.

Fiduciary Funds Group: A group of funds used to account for assets held by the district in a trustee or agent capacity on behalf of individuals, private organizations, student organizations, other governmental units, and/or other funds.

Financial and Compliance Audit: An examination leading to the expression of an opinion on (1) the fairness of presentation of the audited entity's basic financial statements in conformity with GAAP, and (2) the audited entity's compliance with the various finance-related legal and contractual provisions used to assure acceptable governmental organizational performance and effective management stewardship. Public sector oversight bodies typically require independent auditors to include responses to standardized legal compliance audit questionnaires in financial and compliance audit reports.

Financial resources: Cash and other assets that, in the normal course of operations, will become cash.

Fiscally Independent/Fiscally Dependent Government: A government is fiscally independent if it can (1) determine its budget without another government having the substantive authority to approve and modify that budget, (2) levy taxes or set rates or charges without substantive approval by another government, and (3) issue bonded debt without substantive approval by another government. A government is fiscally dependent if it is unable to complete one or more

of these procedures without the substantive approval of another government.

Fiscal year: A 12-month period to which the annual operating budget applies and at the end of which a government determines its financial position and the results of its operations. For governmental entities in the State of California, the period beginning July 1 and ending June 30.

Fixed assets: Long-lived tangible assets having continuing value such as land, buildings, machinery, furniture, and equipment.

Fixed costs: Costs of providing goods and services that do not vary proportionately to enrollment or to the volume of goods or services provided (e.g., insurance and contributions to retirement systems).

Fixtures: Attachments to buildings that are not intended to be removed and cannot be removed without damage to the buildings. Those fixtures with a useful life presumed to be as long as that of the building itself are considered a part of the building; all others are classified as equipment.

Flow of Current Financial Resources: A measurement focus that recognizes the net effect of transactions on current financial resources by recording accruals for those revenue and expenditure transactions which have occurred by year end that are normally expected to result in cash receipt or disbursement early enough in the following year either (a) to provide financial resources to liquidate liabilities recorded in the fund at year end, or (b) to require the use of available expendable financial resources reported at year end.

Flow of Economic Resources: The measurement focus used in the commercial model and in proprietary and similar trust funds to measure economic resources, the claims to those economic resources and the effects of transactions, events, and circumstances that change economic resources and claims to those resources. This focus includes depreciation of fixed assets, deferral of unearned revenues and prepaid expenses, and amortization of the resulting liabilities and assets. Under this measurement focus, all assets and liabilities are reported on the balance sheet, whether current or noncurrent. Also, the accrual basis of accounting is used, with the result that operating statements report expenses rather than expenditures.

Flow of Financial Resources Measurement Focus: A measure of the extent to which financial resources obtained during a period are sufficient to cover claims incurred during that period against financial resources, and the net financial resources available for future periods. This is accomplished by measuring the increases and decreases in net financial resources and the balances of and claims against financial resources using an accrual basis of accounting. This definition uses the term “financial resources” in a way that differs from its current use. See Financial Resources. In this instance, the term means cash, claims to cash (e.g., accounts and

taxes receivable), and claims to goods or services (e.g., prepaid items) obtained or controlled as a result of past transactions or events. (See Flow of Current Financial Resources.)

Full-Time Equivalent (FTE) Employees: Ratio of the hours worked based upon the standard work hours of one full-time employee. For example, classified employees may have a standard work load of 40 hours per week, if several classified employees worked 380 hours in one week, the FTE conversion would be 380/40 or 9.5 FTE.

Full-Time Equivalent (FTE) Faculty: Ratio of the standard work load for a full-time faculty, (e.g. 15 units).

Full-Time Equivalent Faculty Obligation: The number of full-time faculty positions that are required to be maintained within a district per Title 5 Section 51025. This section requires a community college district to increase the number of full-time faculty over the prior year in proportion to the amount of growth in funded credit FTES. The inverse applies when there are Workload Measure Reduction.

Full-Time Equivalent Students (FTES): An FTES represents 525 class (contact) hours of student instruction/activity in credit and noncredit courses. Full-time equivalent student (FTES) is one of the workload measures used in the computation of state aid for California Community Colleges. (See form CCFS-320, "Apportionment Attendance Report.")

Functional accounting: A system of accounting in which records are maintained to accumulate income and expenditure data by purpose and usually are further classified within generalized functional areas such as instruction, administration, or operations.

Fund: An independent fiscal and accounting entity with a self-balancing set of accounts for recording cash and other financial resources, together with all related liabilities and residual equities or balances, and changes therein.

Fund balance: The difference between fund assets and fund liabilities of governmental and similar trust funds.

Fund group: Compilation of two or more individual funds used to report sources and uses of resources in providing some major service or group of services.

Gann Limit: See Annual Appropriation Limit.

Generally Accepted Accounting Principles (GAAP): These are the uniform minimum standards for financial accounting and reporting. They govern the form and content of the financial statements of an entity. GAAP encompass the conventions, rules, and procedures to define accepted accounting practice at a particular time. They include not only broad guidance of general application, but also detailed practices and procedures. The primary authoritative

body on the application of GAAP to state and local governments is the Governmental Accounting Standards Board (GASB).

General Fund: The fund used to account for the ordinary operations of the district. It is available for any legally authorized purpose not specified for payment by other funds.

General ledger: A record containing the accounts needed to reflect the financial position and the results of operations. General ledger accounts may be kept for any group of items of receipts or expenditures.

General Reserve: An account to record the reserve budgeted to provide operating cash in the succeeding fiscal year until taxes and State funds become available.

Gift: Anything of value received from any source for which no repayment or service to the contributor is expected.

Governmental accounting: The composite activity of analyzing, recording, summarizing, reporting, and interpreting the financial transactions of a governmental entity.

Governmental Accounting Standards Board (GASB): The authoritative accounting and financial reporting standard-setting body for governmental entities.

Governmental funds: Grouping of funds used to account for activities directly related to an institution's educational objectives. These funds include the General Fund, Debt Service Funds, Special Revenue Funds, and Capital Project Funds.

Governmental-Type Activities: Those activities of a government that are carried out primarily to provide services to citizens and that are financed primarily through taxes and intergovernmental grants.

Grants: Contributions or gifts of cash or other assets from another government or private organization to be used or expended for a specified purpose, activity, or facility.

Gross profit: Net sales less cost of goods sold exclusive of selling and general expenses within the Proprietary or Enterprise Funds.

Gross Sales: Total sales before deduction of sales returns and sales allowance.

Imprest account: An account into which a fixed amount of money is placed to make minor disbursements or for a specific purpose. As disbursements are made, a voucher is completed to record their date, amount, nature, and purpose. At periodic intervals, or when the money is completely expended, a report with substantiating vouchers is prepared and the account is replenished for the exact amount of the disbursements, and appropriate general ledger accounts are charged. The total of cash plus substantiating vouchers must at all times equal the total fixed amount of money set aside in the imprest account. (See Petty cash and Revolving cash account.)

Income: A term used in proprietary fund-type accounting to represent (1) revenues, or (2) the excess of revenues over expenses.

Indirect expenses or costs: Those elements of cost necessary in the production of a good or service which are not directly traceable to the product or service. Usually these costs relate to objects of expenditure that do not become an integral part of the finished product or service, such as rent, heat, light, supplies, management and supervision.

In-Kind Contributions: “Third party in-kind contributions” means the value of non-cash contributions provided by non-federal third parties. Third party in-kind contributions may be in the form of real property, equipment, supplies, and other expendable property and the value of goods and services directly benefiting and specifically identifiable to the project or program.

Instructional aide: A person employed to assist classroom instructors and other certificated personnel in the performance of their duties; in the supervision of students; and in instructional tasks which, in the judgment of the certificated personnel to whom the instructional aide is assigned, may be performed by a person not licensed as a classroom instructor (*EC §88243*).

Interest: A fee charged a borrower for the use of money.

Interfund accounts: Accounts in which transactions between funds are reflected.

Interfund transfers: Money that is taken from one fund and added to another fund without an expectation of repayment.

Internal audit: An examination made by one or more employees to make continuous or periodic checks to determine whether acceptable policies and procedures are followed, established standards are met, resources are used efficiently and economically, accounting and reporting procedures are reliable, and the organization’s objectives are being achieved.

Internal control structure: A plan of organization in which employees’ duties are arranged and records and procedures designated to provide a system of self-checking, thereby enhancing accounting control over assets, liabilities, income, and expenditures. Under such a system the employees’ work is subdivided so that no one employee performs a complete cycle of operation; such procedures call for proper delegation by designated officials.

Internal Service Funds: A subgroup of the Proprietary Funds Group used to account for the financing of goods or services provided on a cost reimbursement basis by one department to other departments within or outside the community college district.

Intrabudget transfers: Amounts transferred from one appropriation account to another within the same fund.

Intrafund transfer: The transfer of moneys within a fund of the district.

Inventory: A detailed list showing quantities and description of property on hand at a given time. It may also include units of measure, unit prices, and values.

Instructional Service Agreement: An agreement with a third party to provide instruction which is open to all students and is eligible for apportionment if specific criteria are met. See Appendix C for the Contract Guide for Instructional Service Agreements between College Districts and Public Agencies.

Investments: Securities, real estate, etc., held for the production of revenues in the form of interest, dividends, rentals, or lease payments. The term excludes fixed assets used in governmental operations.

Invoice: An itemized statement of charges from the vendor to the purchaser for merchandise sold or services rendered.

Journal: Any accounting record in which financial transactions of an entity are formally recorded for the first time; e.g., the cash receipts book, check register, and journal voucher.

Journal voucher: A form provided for the recording of certain transactions or information in place of, or supplementary to, the journal or registers.

Judgments: Amounts due to be paid or collected by an entity as the result of court decisions.

Ledger: A group of accounts in which the financial transactions of a governmental unit or other organization are recorded. (See also General ledger and Appropriation ledger.)

Levy: The imposition of taxes, special assessments, or service charges for the support of governmental activities; also, the total amount of taxes, special assessments, or service charges imposed by a governmental unit.

Liabilities: Debt or other legal obligations (exclusive of encumbrances) arising out of transactions in the past which must be liquidated, renewed, or refunded at some future date.

LEA (Local Educational Agency): A public board of education or other public authority legally constituted within a state for either administrative control of or direction of, or to perform service functions for, public elementary or secondary schools in: a city, county, township, school district, or other political subdivision of a state; or such combination of school districts or counties a state recognizes as an administrative agency for its public elementary or secondary schools. Any other public institution or agency that has administrative control and direction of a public elementary school or secondary school. As used in 34 CFR, Part 400, 408, 525, 526, and 527 (vocational education programs), the term also includes any other public institution or agency that has administrative control and direction of a vocational education program.

Long-term debt: A borrowing that extends for more than one year from the beginning of the

fiscal year.

Marginal costs: Costs incurred as a result of adding one unit of enrollment or production.

Matching funds: The value of third-party, in-kind contributions and that portion of the costs of a grant supported project or program not borne by the Federal government.

Measurement Focus: The accounting convention that determines (1) which assets and which liabilities are included on a government's balance sheet and where they are reported there, and (2) whether an operating statement presents information on the flow of financial resources (revenues and expenditures) or information on the flow of economic resources (revenues and expenses).

Modified accrual basis (modified cash basis): The accrual basis of accounting adapted to the governmental fund-type measurement focus. Under it, revenues and other financial resource increments (e.g., bond issue proceeds) are recognized when they become susceptible to accrual, that is when they become both "measurable" and "available" to finance expenditures of the current period." "Available" means collectible in the current period or soon enough thereafter to be used to pay liabilities of the current period. Expenditures are recognized when the fund liability is incurred except for (1) inventories of materials and supplies that may be considered expenditures either when purchased or when used, and (2) prepaid insurance and similar items that may be considered expenditures either when paid for or when consumed. All governmental funds, expendable trust funds and agency funds are accounted for using the modified accrual basis of accounting.

Multiyear Financial Plan (MYFP): A plan that presents financial estimates of programs in tabular form for a period of years. These estimates would reflect the future financial impact of current decisions. Data in the MYFP should be organized along the lines of the program structure.

Net assets: The residual value left for future expense after deducting all liabilities from all assets within the entity-wide financial statements.

Net profit: Gross profit less selling and general expenses.

Nonexpendable Trust Fund: A Trust Fund, the principal of which may not be expended. Nonexpendable Trust Funds are accounted for on a full accrual basis of accounting.

Nonrevenue receipts: Amounts received that either incur an obligation that must be met at some future date or change the form of an asset from property to cash and therefore decrease the amount and value of property. Money received from loans, sale of bonds, sale of property purchased from capital funds, and proceeds from insurance adjustments constitute most

nonrevenue receipts.

Object Code: Revenue or Expenditure classification within the system – wide chart of accounts.

Obligations: Amounts that an entity may be legally required to pay out of its resources. Included are not only actual liabilities, but also unliquidated encumbrances. (See also Liabilities.)

OMB: The United States Office of Management and Budget (Web site: www.omb.gov).

OMB Circular A-21: Defines direct and indirect costs for purposes of accounting for Federal funds. (See <http://www.whitehouse.gov/omb/circulars/a021/a021.html>.)

Operating expenses: Expenses related directly to the entity's primary activities. Generally used in proprietary funds and the full accrual entity-wide financial statements.

Operating income. Revenues received directly related to the entity's primary activity. Generally used in proprietary funds and the full accrual entity-wide financial statements.

Opportunity costs: The value of an activity or opportunity that must be foregone to implement an alternative.

Overdraft: The amount by which checks, drafts, or other demands for payment on the treasury or on a bank account exceed the amount of the balance upon which they are drawn; or the amount by which encumbrances and expenditures exceed the appropriation to which they are chargeable.

Other Post-Employment Benefits (OPEB): Post-employment benefits that an employee will begin to receive at the start of retirement. This does not include pension benefits paid to the retired employee. Other post-employment benefits that a retiree can be compensated for are life insurance premiums, healthcare premiums, and deferred-compensation arrangements.

Par value: The nominal or face value of a security.

Payroll register: A document accompanying one or more orders on a fund for the payment of salaries or wages to employees which contains the names of such employees and provides information substantiating such orders.

Payroll warrant: A document used as an order or a requisition on funds of an entity to pay salaries or wages.

Periodic Inventory: A system whereby the entity performs a physical count of its inventory periodically, at least annually at fiscal year end.

Perpetual Inventory: A system whereby the inventory quantities and values for all purchases and issuances are recorded directly in the inventory system as they occur.

Petty cash: A sum of money set aside on an imprest basis to make change or to pay small accounts for which the issuance of a formal voucher and check would be too expensive and time consuming. (See also Imprest account and Revolving cash account.)

Posting: The act of transferring data in an account in a ledger the data, either detailed or summarized, from a book or document of original entry to an account in a ledger.

Prepaid expenses: Goods or services for which payment has been made, but for which benefits have not been realized as of a certain date; e.g., prepaid rent, prepaid interest, and premiums on unexpired insurance. Expenses are recorded in the accounting period in which the related benefits are received.

Prior Years' Taxes: Taxes received in the current fiscal year for delinquencies or impounds in previous fiscal years.

Program: Category of activities with common outputs and objectives. A program may cut across existing departments and agencies.

Program accounting: A system of accounting in which records are maintained to accumulate income and expenditure data by program rather than by organization or by fund.

Program costs: Costs incurred and allocated by program rather than by organization or by fund.

Property tax rate: See Tax rate.

Proprietary Funds Group: A group of funds used to account for those ongoing government activities which, because of their income-producing character, are similar to those found in the private sector.

Proration: Allocation of expenditures or income from a single source to two or more accounts to show the correct distribution of charges or income.

Protested (*impounded*) taxes: Tax money paid under protest and held by the county auditor pending settlement of the protest.

Purchase order: A document authorizing the delivery of specified merchandise or the rendering of certain services and the making of a charge for them.

RFP: Request for Proposal

RFQ: Request for Quote

RFR: Request for Review

RIF: Reduction in Force

Real property: Property consisting of land, buildings, minerals, timber, landscaping, and related improvements.

Reasonable Assurance: The concept that internal control, no matter how well designed and

operated, cannot guarantee an organization's objectives will be met. This is because of inherent limitations in all internal control systems.

Rebate: Abatement or refund which represents the return of all or part of a payment.

Reclassification: Redesignation of current year's income or expenditure items previously posted to one account and later determined to be more properly charged to a different account.

Refund: (*Noun*) An amount paid back or credit allowed on account of an over collection. (See Rebate.) (*Verb*) To pay back or allow credit for an amount because of an over collection or because of the return of an object sold. (*Verb*) To provide for the payment of an obligation through cash or credit secured by a new obligation.

Registered warrant: A warrant that is registered for future payment on account of a present lack of funds and that is to be paid with interest in the order of its registration number.

Registers: A listing of transactions of like kind that may be totaled and summarized for convenience in posting; e.g., payroll registers, warrant registers, and attendance registers.

Reimbursement: (1) Repayments of amounts remitted on behalf of another party. (2) Interfund transactions that constitute reimbursements to a fund for expenditures or expenses initially made from it but that properly apply to another fund (e.g., an expenditure properly chargeable to a special revenue fund is initially made from the general fund, and is subsequently reimbursed). These transactions are recorded as expenditures or expenses (as appropriate) in the reimbursing fund and as reductions of expenditures or expenses in the fund reimbursed. (See also Refund.)

Replacement cost: The amount of cash or other consideration that would be required today to obtain the same asset or its equivalent.

Requisition: A written demand or request, usually from one department to the purchasing officer or to another department, for specified articles or services.

Reserve: An amount set aside to provide for estimated future expenditures or losses, for working capital, or for other specified purposes.

Reserve for Encumbrances: The segregation of a portion of a fund balance to provide for unliquidated encumbrances. Separate accounts may be maintained for current and prior year encumbrances.

Resources: All assets owned including land, buildings, cash, estimated income not realized, and, in certain funds, bonds authorized but unissued.

Restricted accounts: Cash or other assets which are limited as to use or disposition by their source. Their identity is therefore maintained and their expenditure or use is also recorded separately.

Retained Earnings: The accumulated earnings of a proprietary fund that are not reserved.

Revenue: Increase in net assets from other than expense or expenditure refunds or other financing sources (e.g., long-term debt proceeds, residual equity, and operating transfers, and capital contributions). (See nonrevenue receipts.)

Revenue Bond Construction Fund: The fund designated to account for receipts and disbursements of the proceeds from the sale of community college revenue bonds for the acquisition or construction of authorized auxiliary or supplementary facilities.

Revenue Bond Interest and Redemption Fund: The fund designated to pay current interest and principle on bonds issued from receipts recorded in the Revenue Bond Project Fund.

Revenue Bond Project Fund: The fund designated to receive revenues from operation and disburse moneys for operation and maintenance of auxiliary or supplementary facilities for individual or group accommodation acquired or constructed from authorized community college revenue bonds.

Revenue bonds: Bonds whose principal and interest are payable exclusively from earnings of the funded facilities operation.

Revolving Cash Fund: A stated amount of money authorized by the district governing board to be used primarily for emergency or small sundry disbursements. The fund is reimbursed periodically through properly documented expenditures, which are summarized and charged to proper account classifications.

Sales and use tax: A tax imposed upon the sale of goods and services. The use tax is paid in lieu of the sales tax on goods purchased outside the state, but intended for use in the state.

Schedules: Explanatory or supplementary statements that accompany the balance sheet or other financial statements.

Scholarship and Loan Fund: The fund designated to account for moneys received and disbursed for scholarships, grants, and loans to students.

Secured roll: Assessed value of real property, such as land, buildings, secured personal property, or anything permanently attached to land as determined by each county assessor plus the value of the property of public utilities as determined by the State Board of Equalization.

Securities: Bonds, notes, mortgages, or other forms of negotiable or nonnegotiable instruments.

Self-Insurance Fund: An Internal Service Fund designated to account for income and expenditures of self-insurance programs.

Separation of Duties: An internal control practice in that no one person has complete control over any financial transaction. Each person's work should routinely serve as a complementary

check on another's work.

Serial annuity bonds: Consecutively numbered or otherwise identified notes or other evidence of obligation in which the annual payment of principal and interest combined are approximately the same each year.

Serial bonds: Consecutively numbered or otherwise identified notes or other evidences of obligation redeemable by installment, each of which is to be paid out of income of the year in which it matures.

Shared revenue: Revenue collected by one governmental unit but shared, usually in proportion to the amount collected, with another unit of government or class of governments.

Short-Term Debt: Debt with a maturity of one year or less after the date of issuance. Short term debt usually includes variable-rate debt, bond anticipation notes, tax revenue anticipation notes, and revenue anticipation notes.

Site: Land which has been acquired or is in the process of being acquired.

Source document: Any voucher or other document that supports an entry in the accounting records.

Special Populations: Used to identify individuals with the same or similar characteristics. Commonly used in connection with categorical funding sources to identify eligible recipients. More specific information about certain categories of special populations may be obtained with the assistance of college staff working in those program areas.

Special Revenue Funds: A category of funds used to account for proceeds of specific legally restricted revenue for and generated from activities not directly related to the educational program of the college.

Specifications: Those particular qualities required of products or services.

Statements: Formal written presentations setting forth financial information. The term includes exhibits, schedules, and written reports.

Stipend: For career staff, a regular or fixed payment made to an individual in recognition of added responsibility.

Stores: (1) A system that enables supplies to be purchased in large quantities and charged to an asset account. The supplies are charged to the department when distributed. (2) The stockpiling of large amounts of supplies usually in a warehouse for future use. (3) Large quantities of supplies in storage.

Student Body Fund: A fund to control the receipts and disbursements for student association activities.

Student Financial Aid Fund: The fund designated to account for the deposit and payment of student financial aid including grants and loans or other moneys intended for similar purposes and excluding administrative costs.

Sub-recipient: A non-federal entity that expends Federal awards received from a pass-through entity to carry out a Federal program, but does not include an individual that is a beneficiary of the program. A sub-recipient may also be a recipient of other Federal awards directly from a Federal awarding agency. Guidance on distinguishing between a sub-recipient and a vendor is provided in subpart B – Audits .210 (OMB Circular A-133).

Subsidiary account: A related account that supports in detail the debt and credit summaries recorded in a controlling account.

Subsidiary ledger: A group of subsidiary accounts, the sum of the balances of which equal the balance of the related controlling account.

Subvention: A grant or provision of assistance or financial support, usually from one governmental unit to a subordinate jurisdiction.

Summary: Consolidation of like items for accounting purposes.

Supervisor: For the purpose of *Education Code* Section 84362 (the Fifty Percent Law), “Supervisor” means any employee having authority, on behalf of the district, to hire, transfer, suspend, lay off, recall, promote, discharge, assign, reward, discipline other employees, adjust their grievances, or effectively recommend such action, if the exercise of such authority is not of a merely routine or clerical nature.

Supplanting: To use one type of funds to provide goods or services previously paid for with another type of funds. Generally, this practice is prohibited when State or Federal funds are used to replace local funds.

Supply: A material item of an expendable nature that is consumed, wears out, or deteriorates in use; or one that loses its identity through fabrication or incorporation into a different or more complex unit or substance.

Surety bond: A written promise to pay damages or to indemnify against losses caused by the party or parties named in the document through nonperformance or through defalcation. For example, a surety bond might be required of a contractor or an official who handles cash or securities.

Suspense Account: An account to which postings are made temporarily pending determination of the proper account to be charged or credited.

Taxes: Compulsory charges levied within its boundaries by a governmental unit against the

income or property of persons, natural or corporate, to finance services performed for the common benefit.

Taxes Receivable: An asset account representing the collected portion of taxes not yet apportioned to an entity at the close of the fiscal year.

Tax Revenue Anticipation Notes (TRAN): Instruments issued to secure short-term moneys borrowed in expectation of collection of taxes.

Tax liens: Claims by governmental units upon properties for which taxes levied remain unpaid.

Tax rate: The amount of tax stated in terms of a unit of the tax base; for example, 25 mills per dollar of assessed valuation of taxable property.

Tax rate limit: The maximum rate of tax that a governmental unit may levy.

Tax redemption: Proceeds from the sale of tax-delinquent property.

Tax relief subventions: Amounts received to compensate community colleges for revenues lost due to tax exemptions, such as for business inventory or owner occupied property.

Tax roll: The list showing the amount of taxes levied against each taxpayer or property.

Term bonds: Bonds of the same issue maturing at specified times.

Trade discount: A reduction of the list price usually expressed as a percent and related to volume of business transacted (not to be confused with cash discount).

Trial Balance: A list of the balances of the accounts in a ledger kept by double entry with the debit and credit balances shown in separate columns. If the totals of the debit and credit columns are equal or if their net balance agrees with a controlling account, the ledgers from which the figures are taken are said to be “in balance.”

Trust Fund: A fund consisting of resources received and held by an entity as trustee to be expended or invested in accordance with the conditions of the trust.

Tuition: An amount charged to students for instructional services provided to students.

Unencumbered balance: That portion of an appropriation or allotment not yet expended or obligated.

Unit cost: The total expenditure for a product, program, or service divided by the total quantity obtained or some other quantitative measure; e.g., total expenditure divided by number of students equals cost per student.

Unrealized income: Estimated income less income received to date; also, the estimated income for the remainder of the fiscal year.

Unsecured roll: Assessed value of personal property other than secured property.

Useful life: The period of time that an asset is of physical useful value. It is established

primarily for depreciation and insurance purposes.

Wire Transfer: This is an electronic transfer of funds from the district's bank to the bank account of the vendor. Funds being wired can be US Dollars or foreign currency to either US Bank or Foreign Bank. With a wire transfer nothing is mailed from Accounts Payable.

Variable costs: Those costs that fluctuate directly with enrollment or volume of business, as opposed to fixed cost.

Voucher: A written document that evidences the propriety of transactions and usually indicates the accounts in which they are to be recorded.

Voucher warrant: A form embodying a warrant and voucher in one document.

Warrant: A written order drawn by the governing board or its authorized officer(s) or employee(s) and allowed by the county auditor, directing the county treasurer to pay a specified amount to a designated payee. A warrant may or may not be payable on demand and may or may not be negotiable.

Warrants payable: The face amount of warrants outstanding and unpaid.

Withholding: Money deducted from an amount payable to an employee or a business (e.g., Federal and State income taxes withheld from employee payroll checks and by contract agreement the amount retained until final inspection and acceptance on construction projects).

Work in Process (WIP): An asset representing the value of partially completed work. (See also Construction in Progress)

Work Load Measure Reduction: Utilized to quantify the reduction in FTES required when corresponding reductions in revenues have been imposed.

Work order: A written authorization for the performance of a particular job containing a description of the nature and location of the job and specifications for the work to be performed. Such authorizations are usually assigned job numbers and provision is made for accumulating and reporting labor, material, and other costs.